

### Market Review and Outlook

The Qatar Stock Exchange (QSE) Index increased 111.61 points or 1.1 % during the week to close at 10,073.18. Market capitalization rose 1.1% to QR581.1 billion (bn) from QR575.0bn at the end of the previous trading week. Of the 52 traded companies, 25 ended the week higher, 25 ended lower and two were unchanged. Widam Food Company (WDAM) was the best performing stock for the week, gaining 8.6%. Meanwhile, Qatar Cinema & Film Distributing (QCFS) was the worst performing stock for the week, dropping by 6.8%.

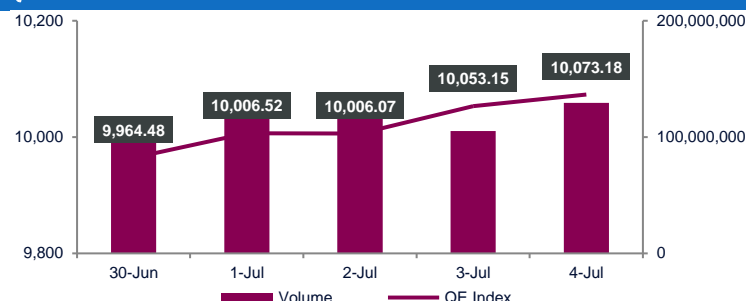
Qatar Islamic Bank (QIBK), Industries Qatar (IQCD) and QNB Group (QNBK) were the main contributors to the weekly index increase. QIBK and IQCD added 55.92 and 35.31 points to the index, respectively. Further, QNBK added another 25.21 points.

Traded value during the week declined 13.9% to reach QR1,882.5mn from QR2,186.7mn in the prior trading week. QNB Group (QNBK) was the top value traded stock during the week with total traded value of QR347.4mn.

Traded volume declined 10.1% to 608.9mn shares compared with 677.3mn shares in the prior trading week. The number of transactions fell 10.1% to 69,348 vs 77,108 in the prior week. Qatar Aluminum Manufacturing (QAMC) was the top volume traded stock during the week with total traded volume of 49.9mn shares.

Foreign institutions remained bearish, ending the week with net selling of QR91.8mn vs. net selling of QR53.0mn in the prior week. Qatari institutions remained bullish with net buying of QR161.8mn vs. net buying of QR158.9mn in the week before. Foreign retail investors ended the week with net buying of QR2.6mn vs. net selling of QR20.9mn in the prior week. Qatari retail investors recorded net selling of QR72.6mn vs. net selling of QR85.0mn the week before. YTD (as of Today's closing), global foreign institutions were net sellers by \$112.8mn, while GCC institutions were net sellers of Qatari stocks by \$252.6mn

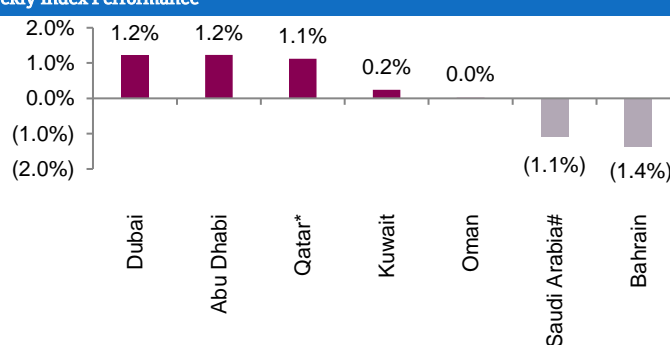
QSE Index and Volume



Market Indicators	Week ended. July 04, 2024	Week ended. June 27, 2024	Chg. %
Value Traded (QR mn)	1,882.5	2,186.7	(13.9)
Exch. Market Cap. (QR mn)	581,078.7	575,025.9	1.1
Volume (mn)	608.9	677.3	(10.1)
Number of Transactions	69,348	77,108	(10.1)
Companies Traded	52	52	0.0
Market Breadth	25:25	26:25	-

Market Indices	Close	WTD%	MTD%	YTD%
Total Return	22,656.61	1.1	1.1	(2.5)
ALL Share Index	3,521.03	1.1	1.1	(3.0)
Banks and Financial Services	4,189.07	1.8	1.6	(8.5)
Industrials	4,201.90	1.7	1.5	2.1
Transportation	5,490.25	(1.5)	(1.0)	28.1
Real Estate	1,522.99	(0.7)	(0.2)	1.4
Insurance	2,268.65	(0.3)	0.1	(13.8)
Telecoms	1,601.67	(0.3)	(0.2)	(6.1)
Consumer Goods & Services	7,522.35	0.9	0.8	(0.7)
Al Rayan Islamic Index	4,677.20	0.9	1.0	(1.8)

Weekly Index Performance



Regional Indices	Close	WTD%	MTD%	YTD%	Weekly Exchange Traded Value (\$ mn)	Exchange Mkt. Cap. (\$ mn)	TTM P/E**	P/B**	Dividend Yield
Qatar*	10,073.18	1.1	1.1	(7.0)	521.55	159,389.9	11.3	1.3	4.7
Dubai	4,065.82	1.2	0.7	(0.0)	401.72	186,301.6	8.0	1.3	5.9
Abu Dhabi	9,126.44	1.2	0.6	(4.8)	1,158.85	692,281.2	18.2	2.7	2.2
Saudi Arabia#	11,595.20	(1.1)	(0.7)	(3.1)	8,171.39	2,670,516.3	20.1	2.3	3.6
Kuwait	6,983.90	0.2	0.7	2.4	558.61	147,613.2	17.8	1.6	3.3
Oman	4,688.82	0.0	0.0	3.9	27.09	23,847.4	12.5	0.9	5.2
Bahrain	2,002.64	(1.4)	(1.1)	1.6	146.47	20,663.4	8.4	0.8	8.4

Source: Bloomberg, country exchanges and Zawya (\*\* Trailing Twelve Months; \* Value traded (\$ mn) do not include special trades, if any; #Data as of July 03, 2024)

- **Edaa amends the percentage of foreign ownership in Aamal Company to become 100% of the capital** - Edaa has modified the foreigners' ownership limit of Aamal Company to be 100% of the capital, which is equal to 6.3bn shares. (QSE)
- **QNB Group Qatar's first financial institution to consider interim profits distribution** - QNB Group will be the first financial institution in Qatar to "consider interim profits distribution" for the period ending June 30, 2024. QNB Group's Board of Directors will hold a meeting on July 8 to discuss the bank's financial results for the six-month period ending June 30. **The Board of Directors meeting will consider an interim profit distribution for the period.** QNB said, "We are the first financial institution in Qatar to consider interim profits distribution for the period ending 30 June 2024. This decision comes in support of the national economy. It is also in total alignment with the key pillars and goals of the Qatar National Vision 2030. "The decision to consider interim profits distribution for the period ending June 30 of this year enhances investors' trust and market liquidity." QNB is the largest financial institution in the Middle East and Africa. It currently ranks as the most valuable bank brand in the Middle East and Africa. Through its subsidiaries and associate companies, QNB Group extends to some 28 countries across three continents providing a comprehensive range of advance products and services. The total number of employees is more than 30,000 operating through 900 locations, with an ATM network of more than 5,000 machines. (Gulf Times)
- **QatarEnergy supports interim dividends by its listed firms on QSE** - QatarEnergy, driven by its commitment to maximize the value to shareholders in the companies listed on Qatar Stock Exchange, that reflects positively on the national economy and is one of the key pillars of Qatar National Vision 2030, announced its support of the initiative of interim dividends distribution by the companies that are listed on Qatar Stock Exchange in which QatarEnergy is a shareholder. Commenting on the announcement, Minister of State for Energy Affairs and QatarEnergy President and CEO HE Saad Sherida Al Kaabi said, "The distribution of dividends on a semi-annual basis is a key step in supporting efforts and initiatives that aim to strengthen the national economy through developing Qatar's capital market. This is in line with the best regional and international standards and practices and will help enhance our market's competitive advantages and bolster its liquidity." Al Kaabi said, "The distribution of interim dividends will enhance investors' confidence in the operational performance of companies listed on Qatar Stock Exchange, the strength of their financial position, and their positive cashflow generation ability." **QatarEnergy will coordinate exclusively with Industries Qatar (IQ), Mesaieed Petrochemical Holding Company (MPHC), Qatar Aluminum Manufacturing Company (QAMCO), Qatar Fuel Company (Woqod), Qatar Electricity and Water Company (QEW), and Qatar Gas Transport Company Limited (Nakilat) for the purpose of semi-annual dividend distribution, in line with all relevant regulations and procedures.** (Qatar Tribune)
- **Qatar Islamic Bank: Board of directors meeting on July 16** - The Qatar Islamic Bank has announced that its Board of Directors will be holding a meeting on 16/07/2024 to discuss the financial results for the six months period ending 30 June 2024 and **to consider an interim profit distribution for the period ending 30 June 2024.** (QSE)
- **Qatar International Islamic Bank: Board of directors meeting on July 21** - The Qatar International Islamic Bank has announced that its Board of Directors will be holding a meeting on 21/07/2024. **The Board of Directors of Qatar International Islamic Bank (QIIB) has announced plans to discuss the potential distribution of semi-annual dividends to shareholders.** This discussion will take place at their upcoming meeting, which will review and approve the semi-annual financial results for the period ending June 30, 2024. QIIB chairman Sheikh Dr Khalid bin Thani bin Abdullah al-Thani stated that the board of directors, at their meeting held on Wednesday discussed a proposal to be included and discussed in the agenda of board meeting scheduled for July 21. (QSE, Gulf Times)
- **Fitch affirms QNB Group at 'A+'; Stable Outlook** - Fitch Ratings has affirmed QNB Group's Long-Term Issuer Default Rating (IDR) at 'A+' with a Stable Outlook. QNB's Viability Rating (VR) has also been affirmed at 'bbb+'. (Bloomberg)
- **Fitch affirms Qatar Islamic Bank at 'A'; Stable Outlook** - Fitch Ratings has affirmed Qatar Islamic Bank's (QIB) Long-Term Issuer Default Rating (IDR) at 'A' with a Stable Outlook. QIB's Viability Rating (VR) has also been affirmed at 'bbb'. (Bloomberg)
- **Fitch affirms Commercial Bank's rating at "A" with a stable outlook** - Fitch Ratings has affirmed Commercial Bank's Long-Term Issuer Default Rating (IDR) at 'A' with a Stable Outlook. Fitch has also affirmed the Bank's Viability Rating (VR) at 'bb+'. The rating reflects potential support from the Qatari authorities as reflected in its Government Support Rating of 'a'. The Stable Outlook reflects that on the Qatari sovereign rating (AA/Stable). According to Fitch, Commercial Bank's successful rating drivers are driven by: Stable Domestic Operating Environment. Strong Domestic Franchise. Improving Profitability. Joseph Abraham, Group Chief Executive Officer of Commercial Bank said: "Commercial Bank's stable outlook demonstrates the ongoing success of our strategic plan implementation and strong franchise." With Fitch's rating in place, Commercial Bank currently enjoys strong credit ratings from all the major agencies. The Bank's long-term outlook is rated A2/Prime-1 by Moody's, and A-/Stable/A-2 by Standard & Poor's. Both ratings with a stable outlook. (Gulf Times)
- **Commercial Bank closes \$500mn 3Y syndicated loan** - Qatar's Commercial Bank PSQC closed a \$500mn 3Y syndicated loan and will sign the deal next week - Size: \$500mn, Tenor: 3Y, Interest margin: SOFR+60bps. MLA: ANZ, Lead arrangers: BofA, SMBC. Commitments, participation fees: MLA: \$60mn, 60bps, Lead arranger: \$40mn, 50bps, Arranger: \$20mn, 40bps. Commitments were due last week, signing due next week. (Bloomberg)
- **Qatar Airways reports record profit of QR6.1bn** - Qatar Airways Group has today reported the strongest financial performance in its 27-year history, announcing record profits of QR6.1bn (\$1.7bn) in its Annual Report for the 2023/24 financial year. The multiple award-winning airline group reported historic net profits of QR6.1bn (\$1.7bn) during the 2023/24 fiscal, with a total revenue of QR81bn (\$22.2bn), representing an increase of QR4.7bn (\$1.3bn) – up 6% compared to last year. The Group generated a strong EBITDA margin of 24% at QR19.1bn (\$5.2bn), around QR1.2bn (\$0.3bn) higher than the previous year, reflecting the business's continued focus on customer experience, innovation, digitalization and sustainability, resulting in streamlined, agile and fit-for-purpose operations across all areas. This has created a strong platform for the

future of the Group's airline business which carried more than 40mn passengers during the 2023/24 fiscal, an increase of 26% over the previous year. As a result, passenger revenue increased by 19%, with a capacity increase of 21% driven by the airline's highest-ever load factor of 83%, offering a sustainable upsurge in market share. Minister of State for Energy and Qatar Airways Group Chairman, HE Engr. Saad Bin Sharida Al-Kaabi, said: "This latest remarkable annual performance demonstrates Qatar Airways Group's flexibility and resilience in successfully navigating a constantly evolving global travel industry, and indicates a strong and sustained rebound from the challenges faced by the sector in recent years." Qatar Airways Group Chief Executive Officer, Engr. Badr Mohammed Al-Meer, said: "These very strong financials are a testament to the ambition and clear direction that has informed the Qatar Airways Group's progress throughout the 2023/24 financial year. "Our continued focus on profitability, efficiency and customer experience have been underpinned by a strategic program of network growth and fleet expansion, resulting in the highest revenues and profit margins in the history of the airline. We also cemented our undisputed role as a key industry leader, maintaining our position as the airline of choice for millions of passengers worldwide. "This incredible achievement is in no small part thanks to the collective endeavor of the entire Qatar Airways Group family who have worked tirelessly to achieve such stellar results. We must now use this as a foundation on which to build our continued success." As it celebrates its milestone 20th year of operation in 2024, Qatar Airways Cargo maintained its position as the world's leading air cargo carrier, forging ahead with a strategic focus on digitalization, sustainability and growth contributing towards an increase in Cargo's market share to 7.1% in 2023/24, up by 0.04% compared to previous financial year. (Peninsula Qatar)

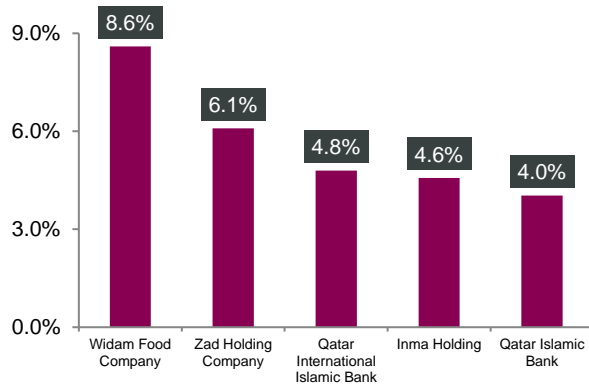
- Qatar plans \$5.5bn development with Disney-size theme park** – Qatar is starting work on a new QR20bn (\$5.5bn) tourism development that will be centered around a large amusement park that's poised to be bigger than Walt Disney Co.'s iconic Magic Kingdom. The Simaisma project will be located about 40 minutes north of the gas-rich nation's capital Doha and ultimately span 8-million square meters (1,976 acres) along 7 kilometers of beachfront land. The development is also set to include an 18-hole golf course surrounded by 300 villas, luxury resorts, a marina and beach club as well as homes and shops. Qatari Diar Real Estate Investment Company, a unit of the state's sovereign wealth fund, has been appointed by the government to manage the development of the project. "The anchor is the theme park and that phase will be coming first to attract more people to come and invest," Qatari Diar Chief Executive Officer Ali Mohamed Al-Ali said in an interview. "It's part of the government strategy to diversify the economy and invest in the tourism pillar." The development is part of Qatar's years long efforts to transform itself into a vacation destination. Qatari officials have said they want the tourism industry to ultimately contribute 12% to the country's gross domestic product by 2030 and the nation has welcomed throngs of tourists since it hosted the FIFA World Cup in 2022, an event it spent more than \$300bn preparing for. Qatari Diar is currently in talks with several international park operators to manage the amusement park and expects to make a decision on who will run it in the coming months, Al-Ali said. (Bloomberg)
- Qatari financial market performance registers significant boost** – Qatari financial market witnessed significant growth in last year evident by the completion and implementation of qualitative measures and initiatives in the process of outstanding performance of the Qatari financial sector. The growth was reflected in the Qatari financial market performance during 2023, as the QSE general index

increased by 1.4% compared to a decrease of 8.13% during 2022, and the market value of listed companies increased by about 2.7% to reach QR624.6bn, according to annual report recently issued by the Qatar Financial Markets Authority (QFMA). **The influx of foreign investment into the Qatari market continued, with net purchases by non-foreigners reaching QR1.7bn, contributing to the increase in non-Qatari ownership of Qatari shares listed on the financial market. This is in addition to the increase in the contributions of activities brought to the Qatari financial market by QFMA, such as the activities of market maker and liquidity provider, which contributed to about 22% of the total value of market trading, amounting to QR125bn. Margin trading activity also contributed to about 28.8% of the total value of trading during 2023.** Qatar Central Bank Governor and Board Chairman of QFMA HE Sheikh Bandar bin Mohammed bin Saoud Al Thani stated in the report the launch of the 3rd QFMA's Strategic Plan 2023-2027 was the starting point and beginning for this new phase, as this plan is based on the key principles of QNV 2030 and derives its objectives from both the 3rd Qatar National Development Strategy and the 3rd Qatar Financial Sector Strategy. It aims to achieve the sustainability of financial markets, promote green financial instruments, and adopt technological and digital developments. The 3rd QFMA's Strategic Plan includes a set of initiatives and projects that reflect the QFMA's future vision for the financial markets and seeks to achieve the desired goals in the coming years and establishes a regulatory framework and infrastructure for the Qatari financial markets to be in line with the best international standards and practices. Last year witnessed the QFMA's issuance of a set of legislations aimed at accommodating the changes in the regional and international financial markets, attracting more Qatari and non-Qatari investors and reducing the cost, burden and effort on all those dealing with the Qatari financial markets. Sheikh Bandar added, "We would like to emphasize that QFMA, in this new phase in its journey towards elevating the Qatari financial markets to the ranks of developed financial markets, is open to cooperation and coordination with all of the State agencies and parties concerned with the Qatari financial markets, as well to share them with all issued legislation for consultation, and that QFMA is fully prepared to consider and adopt any proposals aimed at development, removing obstacles or facilitating procedures." (Peninsula Qatar)

- Qatar Financial Center June PMI 55.9 vs 53.6 in May** - Qatar Financial Center June purchasing managers' index rises to 55.9 from 53.6 in May; year ago, 53.8. Output rises to 61.8 vs 57.1 in May, highest reading since Dec. 2022. Sixth consecutive month of expansion. New orders rise vs prior month, highest reading since May 2023. (Bloomberg)
- Qatar May trade surplus widens to QR17.6bn** - Qatar's trade surplus widened to QR17.6bn in May from revised +QR17.4bn in April, according to the Qatar Ministry of Development Planning and Statistics. Trade balance +0.9% m/m, -3.5% y/y. (Bloomberg)

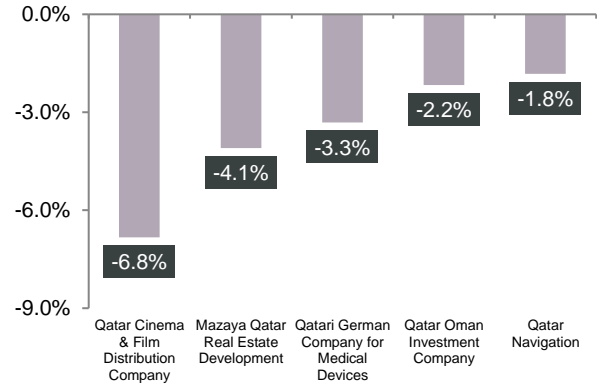
# Qatar Stock Exchange

## Top Gainers



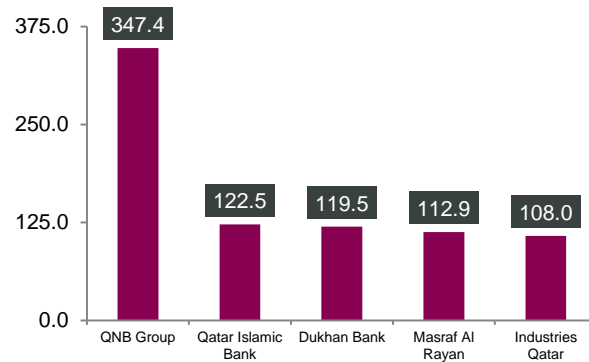
Source: Qatar Stock Exchange (QSE)

## Top Decliners



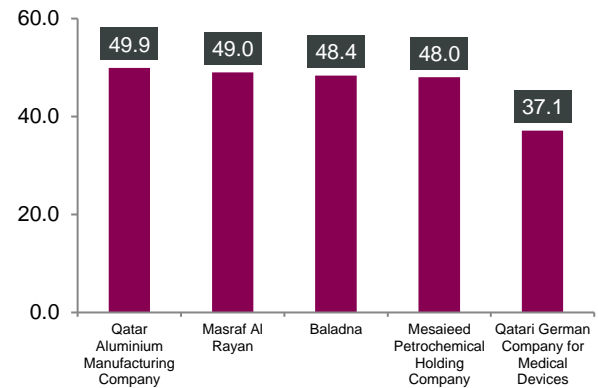
Source: Qatar Stock Exchange (QSE)

## Most Active Shares by Value (QR Million)



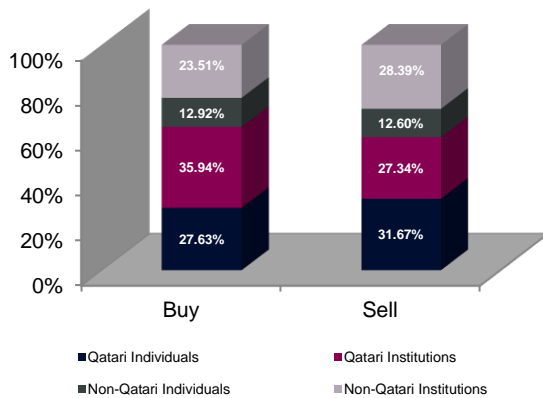
Source: Qatar Stock Exchange (QSE)

## Most Active Shares by Volume (Million)



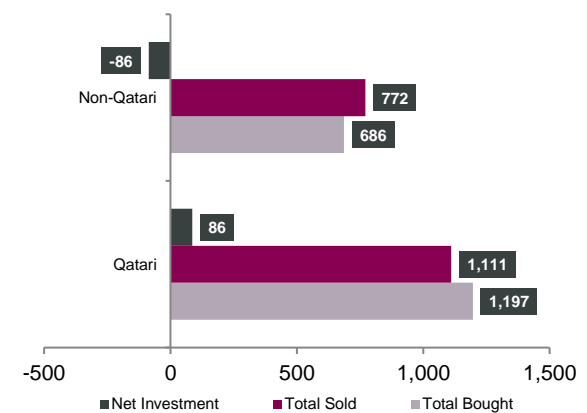
Source: Qatar Stock Exchange (QSE)

## Investor Trading Percentage to Total Value Traded



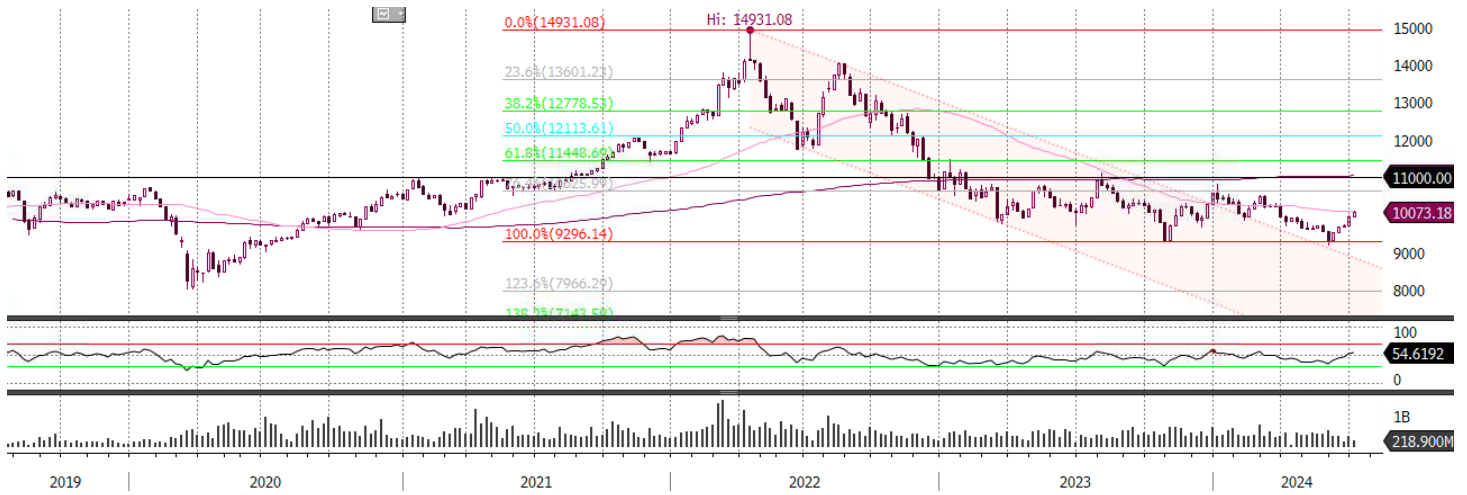
Source: Qatar Stock Exchange (QSE)

## Net Traded Value by Nationality (QR Million)



Source: Qatar Stock Exchange (QSE)

## TECHNICAL ANALYSIS OF THE QSE INDEX



Source: Bloomberg

The QE Index increased by 1.1% for the week, closing at 10,073.18 points. It finished above the 10,000 level and the 200-day moving average (DMA). The index continues to consolidate in the long run, trading between the resistance level of 11,000 and the support level of 9,800. For the uptrend to resume, the index needs to surpass the 11,000-resistance level; otherwise, it will continue to trade between these levels.

### DEFINITIONS OF KEY TERMS USED IN TECHNICAL ANALYSIS

**RSI (Relative Strength Index) indicator** – RSI is a momentum oscillator that measures the speed and change of price movements. The RSI oscillates between 0 to 100. The index is deemed to be overbought once the RSI approaches the 70 level, indicating that a correction is likely. On the other hand, if the RSI approaches 30, it is an indication that the index may be getting oversold and therefore likely to bounce back.

**MACD (Moving Average Convergence Divergence) indicator** – The indicator consists of the MACD line and a signal line. The divergence or the convergence of the MACD line with the signal line indicates the strength in the momentum during the uptrend or downtrend, as the case may be. When the MACD crosses the signal line from below and trades above it, it gives a positive indication. The reverse is the situation for a bearish trend.

**Candlestick chart** – A candlestick chart is a price chart that displays the high, low, open, and close for a security. The ‘body’ of the chart is portion between the open and close price, while the high and low intraday movements form the ‘shadow’. The candlestick may represent any time frame. We use a one-day candlestick chart (every candlestick represents one trading day) in our analysis.

**Doji candlestick pattern** – A Doji candlestick is formed when a security's open and close are practically equal. The pattern indicates indecisiveness, and based on preceding price actions and future confirmation, may indicate a bullish or bearish trend reversal.

**Shooting Star/Inverted Hammer candlestick patterns** – These candlestick patterns have a small real body (open price and close price are near to each other), and a long upper shadow (large intraday movement on the upside). The Shooting Star is a bearish reversal pattern that forms after a rally. The Inverted Hammer looks exactly like a Shooting Star, but forms after a downtrend. Inverted Hammers represent a potential bullish trend reversal.

Company Name	Price July 04	% Change Weekly	% Change YTD	Market Cap. QR Million	TTM P/E	P/B	Div. Yield
Qatar National Bank	14.85	1.64	(10.16)	137,161	9.4	1.6	4.4
Qatar Islamic Bank	19.35	4.03	(10.00)	45,723	11.1	1.9	3.7
Commercial Bank of Qatar	4.23	(1.47)	(31.84)	17,104	6.0	0.9	5.9
Doha Bank	1.44	0.84	(21.31)	4,465	5.6	0.4	5.2
Al Ahli Bank	3.70	0.00	2.15	9,439	11.7	1.4	6.8
Qatar International Islamic Bank	10.48	4.80	(1.96)	15,863	14.6	2.2	4.3
Masraf Al Rayan	2.30	(1.29)	(13.26)	21,418	15.0	0.9	4.3
Lesha Bank	1.29	0.31	(2.65)	1,443	13.3	1.2	N/A
National Leasing	0.71	(1.12)	(3.29)	349	21.7	0.6	4.3
Dlala Holding	1.24	0.57	(5.91)	236	N/A	1.3	N/A
Qatar & Oman Investment	0.77	(2.17)	(19.24)	242	N/A	1.1	N/A
Islamic Holding Group	4.60	4.57	10.95	261	20.6	1.6	1.1
Dukhan Bank	3.77	(0.08)	(5.06)	19,753	15.9	1.5	4.2
<b>Banking and Financial Services</b>				<b>273,457</b>			
Zad Holding	13.24	6.09	(1.93)	3,805	19.6	2.7	4.9
Qatar German Co. for Medical Devices	1.87	(3.31)	28.74	216	238.5	5.9	N/A
Salam International Investment	0.67	(1.03)	(1.46)	769	16.8	0.5	4.5
Baladna	1.33	1.53	8.66	2,528	18.3	1.1	5.2
Medicare Group	4.27	(0.70)	(22.24)	1,201	18.0	1.2	5.2
Qatar Cinema & Film Distribution	2.70	(6.83)	(6.83)	170	35.8	1.4	2.6
Qatar Fuel	14.86	(0.20)	(10.37)	14,775	14.7	1.7	6.1
Widam Food	2.87	8.60	21.48	516	N/A	3.2	N/A
Mannai Corp.	3.90	1.38	(7.14)	1,780	N/A	1.7	6.4
Al Meera Consumer Goods	14.47	0.56	4.93	2,981	15.9	1.8	5.9
Mekdam Holding Group	3.66	2.09	(8.75)	463	12.4	3.1	N/A
Meeza QSTP	3.50	(0.11)	22.03	2,272	N/A	3.3	2.3
Al Faleh Education Holding	0.69	1.47	(18.30)	166	13.8	0.6	4.5
<b>Consumer Goods and Services</b>				<b>31,642</b>			
Qatar Industrial Manufacturing	2.50	0.44	(16.77)	1,187	7.7	0.6	5.2
Qatar National Cement	3.66	1.67	(7.37)	2,389	12.4	0.8	8.2
Industries Qatar	13.12	2.50	0.31	79,376	16.4	2.2	5.9
Qatari Investors Group	1.55	(0.70)	(5.54)	1,930	11.0	0.7	9.7
Qatar Electricity and Water	15.60	(0.32)	(17.02)	17,160	11.5	1.2	5.5
Aamal	0.77	1.05	(9.11)	4,838	12.9	0.6	N/A
Gulf International Services	3.36	2.44	21.78	6,244	12.7	1.7	4.5
Mesaieed Petrochemical Holding	1.67	1.64	(6.43)	21,018	21.0	1.3	5.1
Estithmar Holding	1.96	(0.56)	(6.30)	6,682	18.6	1.4	N/A
Qatar Aluminum Manufacturing	1.34	0.00	(4.43)	7,466	17.1	1.2	5.2
<b>Industrials</b>				<b>148,291</b>			
Qatar Insurance	2.10	(0.38)	(18.92)	6,859	13.5	1.1	4.8
QLM Life & Medical Insurance	2.01	(1.52)	(19.61)	703	9.5	1.2	6.2
Doha Insurance	2.44	(1.73)	2.22	1,222	7.8	1.0	7.2
Qatar General Insurance & Reinsurance	0.94	2.06	(36.05)	823	N/A	0.3	N/A
Al Khaleej Takaful Insurance	2.42	2.85	(18.55)	618	9.6	1.0	5.0
Qatar Islamic Insurance	7.99	(0.75)	(10.18)	1,199	7.7	2.4	6.3
Damaan Islamic Insurance Company	3.87	1.74	(3.08)	773	10.6	1.6	4.7
<b>Insurance</b>				<b>12,195</b>			
United Development	1.11	(0.90)	3.85	3,916	10.2	0.4	5.0
Barwa Real Estate	2.74	(0.29)	(5.43)	10,650	8.6	0.5	6.6
Ezdan Real Estate	0.76	(0.13)	(11.19)	20,212	194.2	0.6	N/A
Mazaya Qatar Real Estate Development	0.61	(4.09)	(15.77)	609	23.6	0.6	4.1
<b>Real Estate</b>				<b>35,388</b>			
Ooredoo	10.15	(0.49)	(10.96)	32,512	11.0	1.3	5.4
Vodafone Qatar	1.70	0.29	(10.75)	7,194	12.9	1.6	6.5
<b>Telecoms</b>				<b>39,707</b>			
Qatar Navigation (Milaha)	11.29	(1.83)	16.39	12,827	12.4	0.8	3.3
Gulf Warehousing	3.32	0.42	5.97	195	9.5	0.8	3.3
Qatar Gas Transport (Nakilat)	4.62	(1.32)	31.25	25,596	16.2	2.2	3.0
<b>Transportation</b>				<b>38,618</b>			
<b>Qatar Exchange</b>				<b>581,079</b>			

Source: Bloomberg

## **Contacts**

QNB Financial Services Co. W.L.L. Contact  
Center: (+974) 4476 6666  
[info@qnbfs.com.qa](mailto:info@qnbfs.com.qa)  
Doha, Qatar

Saugata Sarkar, CFA, CAIA  
Head of Research  
[saugata.sarkar@qnbfs.com.qa](mailto:saugata.sarkar@qnbfs.com.qa)

Shahan Keushgerian  
Senior Research Analyst  
[shahan.keushgerian@qnbfs.com.qa](mailto:shahan.keushgerian@qnbfs.com.qa)

Phibion Makuwerere, CFA  
Senior Research Analyst  
[phibion.makuwerere@qnbfs.com.qa](mailto:phibion.makuwerere@qnbfs.com.qa)

Roy Thomas  
Senior Research Analyst  
[roy.thomas@qnbfs.com.qa](mailto:roy.thomas@qnbfs.com.qa)

Dana Saif Al Sowaidi  
Research Analyst  
[dana.alsowaidi@qnbfs.com.qa](mailto:dana.alsowaidi@qnbfs.com.qa)

**Disclaimer and Copyright Notice:** This publication has been prepared by QNB Financial Services Co. W.L.L. ("QNBFS") a wholly-owned subsidiary of Qatar National Bank (Q.P.S.C.). QNB FS is regulated by the Qatar Financial Markets Authority and the Qatar Exchange. Qatar National Bank (Q.P.S.C.) is regulated by the Qatar Central Bank. This publication expresses the views and opinions of QNBFS at a given time only. It is not an offer, promotion or recommendation to buy or sell securities or other investments, nor is it intended to constitute legal, tax, accounting, or financial advice. QNBFS accepts no liability whatsoever for any direct or indirect losses arising from use of this report. Any investment decision should depend on the individual circumstances of the investor and be based on specifically engaged investment advice. We therefore strongly advise potential investors to seek independent professional advice before making any investment decision. Although the information in this report has been obtained from sources that QNBFS believes to be reliable, we have not independently verified such information and it may not be accurate or complete. QNBFS does not make any representations or warranties as to the accuracy and completeness of the information it may contain, and declines any liability in that respect. For reports dealing with Technical Analysis, expressed opinions and/or recommendations may be different or contrary to the opinions/recommendations of QNBFS Fundamental Research as a result of depending solely on the historical technical data (price and volume). QNBFS reserves the right to amend the views and opinions expressed in this publication at any time. It may also express viewpoints or make investment decisions that differ significantly from, or even contradict, the views and opinions included in this report. This report may not be reproduced in whole or in part without permission from QNBFS.

**COPYRIGHT:** No part of this document may be reproduced without the explicit written permission of QNBFS.