



Earnings Flash Note

Lesha Bank

2Q/6M2025



Lesha Bank (QFBQ)

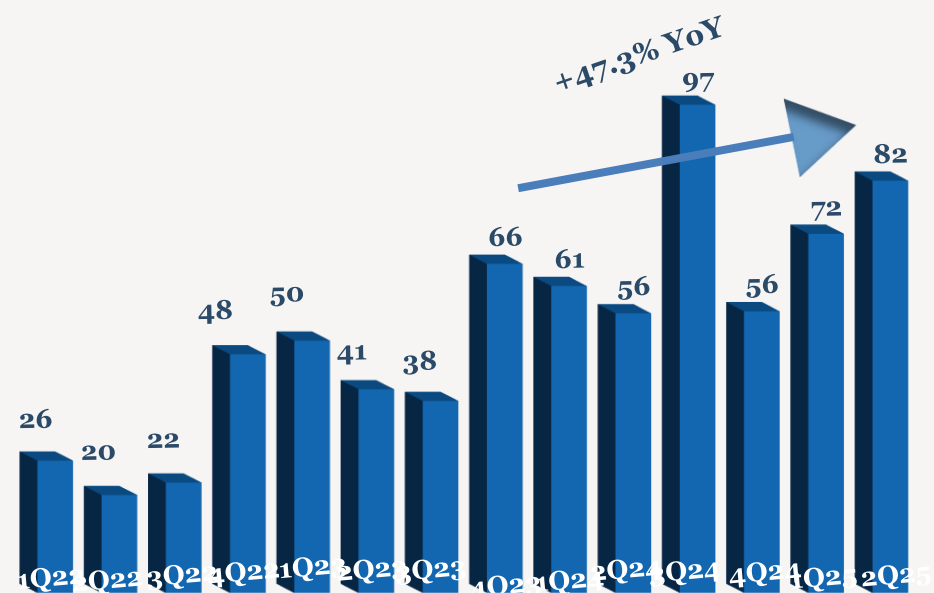
- > Net profit rose 65.5% YoY to QR42mn (+3.8% QoQ) in 2Q2025 driven by higher total income. For 6M2025 the net profit was up 52.3% to QR82mn.
- > Net income from financing assets decreased by 62.5% YoY (-24.0% QoQ) to QR8mn in 2Q2025. For 6M2025 the net income from financing assets was down 53.7% to QR18mn.
- > Total income rose 47.3% YoY (+14.8% QoQ) to QR82mn in 2Q2025. For 6M2025 the total income was up 31.4% to QR154mn
- > As of 2Q2025-end, the book value per share stood at QR1.24 vs. QR1.13 in 2Q2024 (1Q2025: QR1.19).
- > For 2Q2025, EPS came at QR0.037 vs. QR0.023 in 2Q2024. (1Q2025: QR0.036). For 6M2025 EPS came to QR0.074 vs QR0.048 in 6M2024.
- > As of 23rd Jul 2025, the stock increased 39.4% YTD, Outperforming the QSE Index, which was up by 5.8% YTD.
- > The stock is currently trading at a TTM P/B multiple of 1.5x.

2Q/6M2025 Earnings Performance

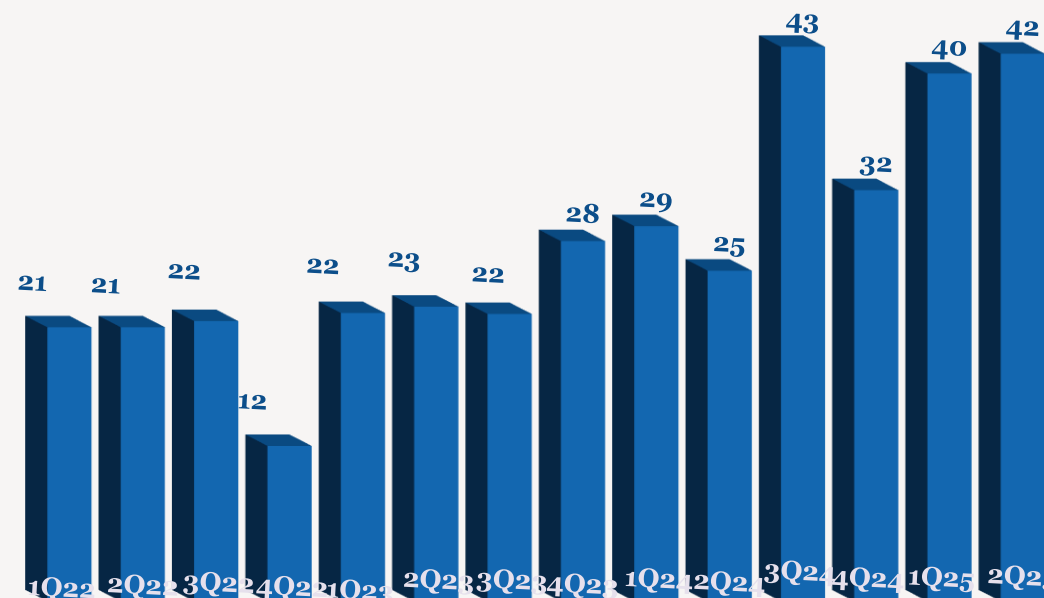
	2Q2025	2Q2024	YoY	1Q2025	QoQ	6M2025	6M2024	YoY
Net Income from financing assets	8	21	-62.5%	10	-24.0%	18	39	-53.7%
Fee & Dividend Income	33	28	16.8%	34	-1.4%	67	48	38.5%
Profit on Sukuk Investments	32	27	19.0%	31	5.4%	63	53	19.1%
Total income	82	56	47.3%	72	14.8%	154	117	31.4%
Net Profit to Equity	42	25	65.5%	40	3.8%	82	54	52.3%
Book value per ordinary share (QR)	1.24	1.13	9.7%	1.19	4.0%	1.24	1.13	9.7%
EPS (QR)	0.037	0.023	65.5%	0.036	3.8%	0.074	0.048	52.3%

Note: Values are expressed in QR'mn unless explicitly stated

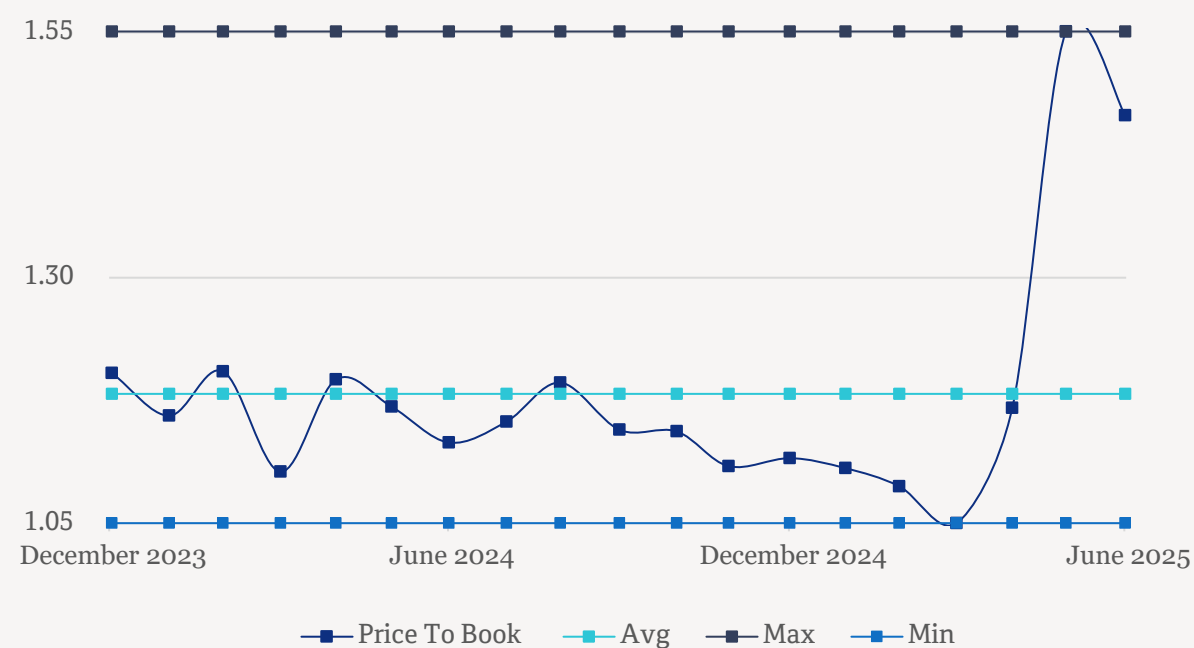
Quarterly Total Income Trend (QRmn)



Quarterly Earnings Trend (QRmn)



P/B Multiple Band (x)



EPS (QR) Trend



Contacts

QNB Financial Services Co. W.L.L.
Contact Center: (+974)4476 6666
info@qnbfs.com.qa
Doha, Qatar

Saugata Sarkar, CFA, CAIA
Head of Research
saugata.sarkar@qnbfs.com.qa

Shahan Keushgerian
Senior Research Analyst
shahan.keushgerian@qnbfs.com.qa

Phibion Makuwerere, CFA
Senior Research Analyst
phibion.makuwerere@qnbfs.com.qa

Dana Saif Al Sowaidi
Research Analyst
dana.alsowaidi@qnbfs.com.qa

Disclaimer and Copyright Notice: This publication has been prepared by QNB Financial Services Co. W.L.L. (“QNBFS”) a wholly-owned subsidiary of Qatar National Bank (Q.P.S.C.). QNBFS is regulated by the Qatar Financial Markets Authority and the Qatar Exchange. Qatar National Bank (Q.P.S.C.) is regulated by the Qatar Central Bank. This publication expresses the views and opinions of QNBFS at a given time only. It is not an offer, promotion or recommendation to buy or sell securities or other investments, nor is it intended to constitute legal, tax, accounting, or financial advice. QNBFS accepts no liability whatsoever for any direct or indirect losses arising from use of this report. Any investment decision should depend on the individual circumstances of the investor and be based on specifically engaged investment advice. We therefore strongly advise potential investors to seek independent professional advice before making any investment decision. Although the information in this report has been obtained from sources that QNBFS believes to be reliable, we have not independently verified such information and it may not be accurate or complete. QNBFS does not make any representations or warranties as to the accuracy and completeness of the information it may contain, and declines any liability in that respect. For reports dealing with Technical Analysis, expressed opinions and/or recommendations may be different or contrary to the opinions/recommendations of QNBFS Fundamental Research as a result of depending solely on the historical technical data (price and volume). QNBFS reserves the right to amend the views and opinions expressed in this publication at any time. It may also express viewpoints or make investment decisions that differ significantly from, or even contradict, the views and opinions included in this report. This report may not be reproduced in whole or in part without permission from QNBFS.

COPYRIGHT: No part of this document may be reproduced without the explicit written permission of QNBFS.