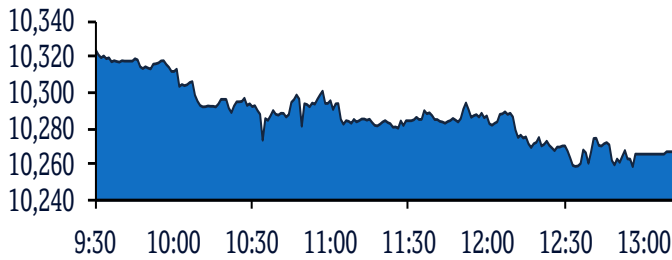


QSE Intra-Day Movement



Qatar Commentary

The QE Index declined 0.7% to close at 10,267.3. Losses were led by the Telecoms and Banks & Financial Services indices, falling 1.0% and 0.9%, respectively. Top losers were Islamic Holding Group and Qatar Islamic Bank, falling 2.9% and 2.2%, respectively. Among the top gainers, Widam Food Company gained 2.4%, while Aljjarah Holding was up 1.2%.

GCC Commentary

Saudi Arabia: The TASI Index gained 0.1% to close at 8,062.6. Gains were led by the Banks and Health Care Equipment & Svc indices, rising 0.6% each. Raydan Food Co. rose 10.0%, while Middle East Healthcare Co. was up 3.1%.

Dubai: The DFM Index fell 0.7% to close at 2,684.3. The Real Estate & Construction index declined 1.6%, while the Consumer Staples and Discretionary index fell 1.2%. Arabtec Holding Company declined 9.9%, while Amlak Finance was down 8.3%.

Abu Dhabi: The ADX General Index fell 1.0% to close at 5,041.7. The Consumer Staples index declined 3.4%, while the Real Estate index fell 1.3%. Invest Bank declined 9.7%, while International Holdings Company was down 5.7%.

Kuwait: The Kuwait All Share Index gained 0.1% to close at 5,785.4. The Oil & Gas index rose 2.6%, while the Consumer Services index gained 1.6%. Manazel Holding rose 16.2%, while First Takaful Insurance Company was up 15.0%.

Oman: The MSM 30 Index fell 0.1% to close at 4,082.7. Losses were led by the Industrial and Services indices, falling 0.7% and 0.2%, respectively. Oman Cement fell 3.8%, while Oman National Engine. Invt. was down 3.3%.

Bahrain: The BHB Index fell 0.2% to close at 1,505.7. The Insurance index declined 0.5%, while the Commercial Banks index fell 0.4%. Zain Bahrain declined 2.8%, while Esterad Investment Company was down 2.4%.

Market Indicators	21 Nov 19	20 Nov 19	%Chg.
Value Traded (QR mn)	229.1	236.1	(3.0)
Exch. Market Cap. (QR mn)	566,761.3	570,114.2	(0.6)
Volume (mn)	47.9	51.5	(7.0)
Number of Transactions	5,484	4,968	10.4
Companies Traded	41	42	(2.4)
Market Breadth	9:26	20:17	-

Market Indices	Close	1D%	WTD%	YTD%	TTMP/E
Total Return	18,892.64	(0.7)	(0.9)	4.1	14.9
All Share Index	3,029.37	(0.6)	(0.9)	(1.6)	14.9
Banks	4,042.21	(0.9)	(1.3)	5.5	13.6
Industrials	2,936.64	(0.4)	(1.0)	(8.7)	20.2
Transportation	2,602.31	0.1	0.4	26.4	13.9
Real Estate	1,506.97	(0.7)	1.0	(31.1)	11.3
Insurance	2,733.77	(0.4)	(1.3)	(9.1)	15.7
Telecoms	916.57	(1.0)	(1.2)	(7.2)	15.6
Consumer	8,731.08	0.0	0.9	29.3	19.3
Al Rayan Islamic Index	3,930.56	(0.6)	(0.6)	1.2	16.3

GCC Top Gainers**	Exchange	Close*	1D%	Vol. '000	YTD%
National Shipping Co.	Saudi Arabia	33.00	1.9	2,119.6	(1.2)
Nat. Industrialization Co	Saudi Arabia	12.54	1.6	6,038.3	(17.1)
Saudi British Bank	Saudi Arabia	35.25	1.4	2,013.5	8.0
Al Rajhi Bank	Saudi Arabia	64.90	1.2	6,790.8	14.1
Bank Nizwa	Oman	0.09	1.1	798.4	3.3

GCC Top Losers**	Exchange	Close*	1D%	Vol. '000	YTD%
Qatar Islamic Bank	Qatar	15.13	(2.2)	708.2	(0.5)
Saudi Cement Co.	Saudi Arabia	70.30	(2.1)	50.5	44.8
Abu Dhabi Comm. Bank	Abu Dhabi	7.50	(2.0)	2,531.2	(8.1)
Aldar Properties	Abu Dhabi	2.19	(1.4)	2,743.5	36.9
Rabigh Ref. & Petrochem.	Saudi Arabia	19.82	(1.2)	941.5	3.9

Source: Bloomberg (# in Local Currency) (** GCC Top gainers/losers derived from the S&P GCC Composite Large Mid Cap Index)

QSE Top Gainers	Close*	1D%	Vol. '000	YTD%
Widam Food Company	6.91	2.4	868.4	(1.3)
Aljjarah Holding	0.70	1.2	484.6	(20.9)
Al Khalij Commercial Bank	1.22	0.8	1,777.1	5.7
Qatar Gas Transport Company Ltd	2.51	0.4	1,267.5	40.0
Qatar Aluminium Manufacturing	0.81	0.4	5,387.3	(39.3)

QSE Top Volume Trades	Close*	1D%	Vol. '000	YTD%
Qatar Aluminium Manufacturing	0.81	0.4	5,387.3	(39.3)
Qatar International Islamic Bank	9.39	(0.4)	4,654.5	42.0
Masraf Al Rayan	3.85	(1.0)	3,818.9	(7.6)
Aamal Company	0.74	(0.3)	3,670.8	(15.8)
QNB Group	19.39	(0.6)	3,306.7	(0.6)

QSE Top Losers	Close*	1D%	Vol. '000	YTD%
Islamic Holding Group	2.03	(2.9)	288.6	(7.1)
Qatar Islamic Bank	15.13	(2.2)	708.2	(0.5)
Gulf International Services	1.79	(2.2)	520.3	5.3
United Development Company	1.43	(2.1)	1,199.2	(3.1)
Qatar Islamic Insurance Company	6.80	(2.0)	63.0	26.6

QSE Top Value Trades	Close*	1D%	Val. '000	YTD%
QNB Group	19.39	(0.6)	64,170.8	(0.6)
Qatar International Islamic Bank	9.39	(0.4)	43,708.8	42.0
Qatar Fuel Company	23.26	0.0	19,348.4	40.1
Masraf Al Rayan	3.85	(1.0)	14,699.9	(7.6)
Qatar Islamic Bank	15.13	(2.2)	10,792.5	(0.5)

Source: Bloomberg (* in QR)

Regional Indices	Close	1D%	WTD%	MTD%	YTD%	Exch. Val. Traded (\$ mn)	Exchange Mkt. Cap. (\$ mn)	P/E**	P/B**	Dividend Yield
Qatar*	10,267.27	(0.7)	(0.9)	0.8	(0.3)	62.54	155,689.3	14.9	1.5	4.2
Dubai	2,684.28	(0.7)	(0.6)	(2.3)	6.1	54.35	99,632.9	10.7	1.0	4.4
Abu Dhabi	5,041.73	(1.0)	(1.9)	(1.3)	2.6	54.32	140,024.5	15.5	1.4	4.9
Saudi Arabia	8,062.61	0.1	1.7	4.1	3.0	1,321.63	506,012.1	20.7	1.8	3.7
Kuwait	5,785.36	0.1	1.0	1.2	13.9	87.83	108,265.2	14.3	1.4	3.7
Oman	4,082.71	(0.1)	(0.0)	2.1	(5.6)	2.67	17,505.5	7.7	0.8	7.3
Bahrain	1,505.65	(0.2)	0.0	(1.2)	12.6	4.99	23,469.6	11.3	0.9	5.2

Source: Bloomberg, Qatar Stock Exchange, Tadawul, Muscat Securities Market and Dubai Financial Market (** TTM; * Value traded (\$ mn) do not include special trades, if any)

Qatar Market Commentary

- The QE Index declined 0.7% to close at 10,267.3. The Telecoms and Banks & Financial Services indices led the losses. The index fell on the back of selling pressure from non-Qatari shareholders despite buying support from Qatari and GCC shareholders.
- Islamic Holding Group and Qatar Islamic Bank were the top losers, falling 2.9% and 2.2%, respectively. Among the top gainers, Widam Food Company gained 2.4%, while Alijarah Holding was up 1.2%.
- Volume of shares traded on Thursday fell by 7.0% to 47.9mn from 51.5mn on Wednesday. Further, as compared to the 30-day moving average of 67.4mn, volume for the day was 28.9% lower. Qatar Aluminium Manufacturing Company and Qatar International Islamic Bank were the most active stocks, contributing 11.2% and 9.7% to the total volume, respectively.

Overall Activity	Buy %*	Sell %*	Net (QR)
Qatari Individuals	23.82%	18.90%	11,292,106.52
Qatari Institutions	26.43%	23.01%	7,840,143.92
Qatari	50.25%	41.91%	19,132,250.45
GCC Individuals	0.37%	0.61%	(563,770.39)
GCC Institutions	2.64%	2.07%	1,305,273.82
GCC	3.01%	2.68%	741,503.43
Non-Qatari Individuals	12.01%	7.89%	9,441,306.06
Non-Qatari Institutions	34.73%	47.52%	(29,315,059.94)
Non-Qatari	46.74%	55.41%	(19,873,753.88)

Source: Qatar Stock Exchange (* as a % of traded value)

Earnings Releases and Global Economic Data

Earnings Releases

Company	Market	Currency	Revenue (mn) 3Q2019	% Change YoY	Operating Profit (mn) 3Q2019	% Change YoY	Net Profit (mn) 3Q2019	% Change YoY
Al Samaani for Metal Industries Co.	Saudi Arabia	SR	12.1	30.1%	0.3	-65.0%	0.3	-70.4%

Source: TASI.

Global Economic Data

Date	Market	Source	Indicator	Period	Actual	Consensus	Previous
11/21	US	Department of Labor	Initial Jobless Claims	16-Nov	227k	218k	227k
11/21	US	Department of Labor	Continuing Claims	9-Nov	1,695k	1,683k	1,692k
11/22	US	Markit	Markit US Manufacturing PMI	Nov	52.2	51.4	51.3
11/22	US	Markit	Markit US Services PMI	Nov	51.6	51.0	50.6
11/22	US	Markit	Markit US Composite PMI	Nov	51.9	-	50.9
11/22	UK	Markit	Markit UK PMI Manufacturing SA	Nov	48.3	48.9	49.6
11/22	UK	Markit	Markit/CIPS UK Services PMI	Nov	48.6	50.1	50.0
11/22	UK	Markit	Markit/CIPS UK Composite PMI	Nov	48.5	50.2	50.0
11/21	EU	European Commission	Consumer Confidence	Nov	-7.2	-7.3	-7.6
11/22	EU	Markit	Markit Eurozone Manufacturing PMI	Nov	46.6	46.4	45.9
11/22	EU	Markit	Markit Eurozone Services PMI	Nov	51.5	52.4	52.2
11/22	EU	Markit	Markit Eurozone Composite PMI	Nov	50.3	50.9	50.6
11/22	Germany	German Federal Statistical Office	GDP SA QoQ	3Q2019	0.1%	0.1%	0.1%
11/22	Germany	German Federal Statistical Office	GDP NSA YoY	3Q2019	1.0%	1.0%	1.0%
11/22	Germany	German Federal Statistical Office	GDP WDA YoY	3Q2019	0.5%	0.5%	0.5%
11/22	Germany	Markit	Markit/BME Germany Manufacturing PMI	Nov	43.8	42.8	42.1
11/22	Germany	Markit	Markit Germany Services PMI	Nov	51.3	52.0	51.6
11/22	Germany	Markit	Markit/BME Germany Composite PMI	Nov	49.2	49.3	48.9
11/22	France	Markit	Markit France Manufacturing PMI	Nov	51.6	50.9	50.7
11/22	France	Markit	Markit France Services PMI	Nov	52.9	53.0	52.9
11/22	France	Markit	Markit France Composite PMI	Nov	52.7	52.8	52.6
11/22	Japan	Ministry of Internal Affairs and Communications	Natl CPI YoY	Oct	0.2%	0.3%	0.2%
11/22	Japan	Markit	Jibun Bank Japan PMI Mfg	Nov	48.6	-	48.4
11/22	Japan	Markit	Jibun Bank Japan PMI Composite	Nov	49.9	-	49.1
11/22	Japan	Markit	Jibun Bank Japan PMI Services	Nov	50.4	-	49.7

Source: Bloomberg (s.a. = seasonally adjusted; n.s.a. = non-seasonally adjusted; w.d.a. = working day adjusted)

Qatar

- QNB Group receives 'Achievement in Market Risk Management in the Middle East and Africa' award from The Asian Banker** – QNB Group, the largest financial institution in the Middle East and Africa, has received the “Achievement in Market Risk Management in the Middle East and Africa” award from The Asian Banker magazine as part of the Middle East & Africa International Finance Summit 2019. QNB Group received the award after successfully undergoing a stringent evaluation for the Risk Management Awards Programme 2019, Middle East and Africa. The recognition acknowledges the strength of the risk management controls and quality of the personnel the Bank employs to protect its customers. The Risk Management Middle East and Africa Awards programme involves a team of researchers assessing financial institutions from over 20 countries in Middle East and Africa to select the leading institutions based on specific criteria. The annual Middle East & Africa International Finance Summit 2019 and its accompanying Middle East and Africa Risk Management & Transaction Awards Dinner and Ceremony are prestigious events held as part of The Asian Banker's Risk Management Awards programme. The event brings together key decision makers from financial institutions and new market players to discuss the latest trends, developments, challenges and best practices in the global financial industry. (QNB Group Press Release)
- Qatar posts trade surplus of QR38.2bn in 3Q2019** – Qatar's trade balance (the difference between total exports and imports) during the third quarter of 2019, recorded a surplus of QR38.2bn, down from QR49.9bn recorded in the same period last year. The total value of Qatari exports (including exports of domestic goods and re-exports) during the third quarter of this year amounted to QR63.9bn, down QR15.9bn, or 20.0%, compared to the same quarter of last year, which recorded total exports amounted to QR79.8bn, according to a statement issued by the Planning and Statistics Authority. The statement attributed the decline in total exports to a decline in exports of mineral fuels, lubricants and similar materials worth QR14.7bn, chemicals and non-mentioned products worth QR1.1bn, and machinery and transport equipment (mostly re-export) worth QR0.3bn, as exports witnessed an increase in manufactured goods, mainly classified by material, with a value of QR0.1bn, and miscellaneous manufactures with a value of QR0.1bn. The value of Qatari imports during the third quarter of 2019 amounted to QR25.7bn, a decrease of QR4.3bn, or 14.2%, compared to the third quarter of 2018, which amounted to QR30.0bn. According to the Planning and Statistics Authority, this decline is mainly due to a decline in imports of machinery and transport equipment worth QR1.8bn, miscellaneous manufactures worth QR1.0bn, and manufactured goods, classified mainly by material, worth QR0.9bn, unidentified chemicals and products worth QR0.1bn, food and live animals worth QR0.1bn, mineral fuels, lubricants and similar materials worth QR0.1bn, and beverages and tobacco worth QR0.1bn, while the main increases in non-edible raw materials, excluding fuel, were recorded at QR0.1bn. According to the data, Asian countries accounted for
- first place for the countries of destination for Qatari exports during the third quarter of this year, as well as for countries of origin for Qatari imports during the same period, with 79.6% for exports and 33.5% for imports, followed by the European Union at 10.2% and 31.1%. The GCC countries averaged 4.4% and 3.8% for both exports and imports respectively. (Gulf-Times.com)
- GWCS Ras Laffan facility celebrates '730 days without Lost Time Injury'** – Gulf Warehousing Company (GWCS) held a ceremony in Doha recently to celebrate achieving “730 days without Lost Time Injury (LTI)” at the company's Ras Laffan Industrial City (RLIC) West Side Service Area (WSSA) facility. GWCS stated, “This reflects the team work and operational excellence under the highest safety standards of those working at the facility.” The RLIC WSSA facility is one of GWCS' specialized hubs that offer logistics and supply chain solutions for the oil and gas sector including warehousing, distribution, pipe yards and inspection facilities. (Gulf-Times.com)
- USQBC's President lauds Qatar for legal reforms aimed at attracting more FDI** – An official of the US-Qatar Business Council (USQBC) has lauded Qatar for recent reforms announced by the government aimed at attracting more foreign direct investments (FDI) into the country. Ambassador Anne Patterson, USQBC's President, praised the major decisions made by the Qatari government during the "Doing Business in Qatar: Reforms, Incentives, & Economic Indicators", event organized recently by the council in Washington, DC. In her opening remarks, Patterson said the major reforms are paving the way for more private sector development, and encouraging more American companies to invest in Qatar. (Gulf-Times.com)
- Milaha receives eight awards from BSC for excellence in support functions, business units** – Milaha has received eight awards, including two spectacular 'double' wins in the British Safety Council's (BSC) Sword of Honour and Globe of Honour awards for 2019. Six Sword of Honour and two Globe of Honour awards have been bestowed on Milaha by the BSC for excellence in several categories relating to support functions and business units. Milaha was one of only seven organizations worldwide to win the 'double', both the Sword of Honour and Globe of Honour, and the only organization to achieve both multiple double awards and multiple Globe of Honour awards. Additionally, Milaha was also awarded a five-star grading by the BSC, further demonstrating its commitment to the continuous improvement of its health and safety management systems. As a non-profit organization, BSC's Sword of Honour and Globe of Honour are awarded to organisations that have demonstrated excellence in the management of health, safety and environmental risks. In order to compete for these awards, an organization first has to achieve the maximum five stars in the BSC's health and safety and environmental management audit scheme from August 2018 to July 2019. (Gulf-Times.com)
- WDAM announces the acquisition of 2% of the shares of Baladna** – Widam Food Company (WDAM) announced the acquisition of 2% of the shares of Baladna through the Initial Public Offering (IPO). (QSE)

- **Qatar-Turkey trade volume rises by 85% to QR8.7bn** – Trade relations between Qatar and Turkey have seen a significant development over the past few years, with total trade volume between both countries registering a remarkable 85% growth from QR4.7bn in 2017 to QR8.7bn in 2018, Qatar Chamber’s board member, Mohamed Jawhar Al Mohamed has said while addressing the Qatar-Turkey Law & Investment Forum which opened in Istanbul. (Peninsula Qatar)

International

- **US existing home sales rise more than expected in October** – The US home sales increased more than expected in October and house prices rose at the fastest pace in more than two years amid lower mortgage rates and a shortage of properties for sale. The National Association of Realtors stated that existing home sales rose 1.9% to a seasonally adjusted annual rate of 5.46mn units last month. September’s sales pace was downwardly revised to 5.36mn units. Economists polled by Reuters had forecasted existing home sales rising 1.4% to 5.47mn units. The US Federal Reserve has cut interest rates three times this year, which has bolstered the housing market by lowering mortgage rates. The central bank’s reduction in borrowing costs has caused the 30-year fixed mortgage rate to drop more than 130 basis points since last November’s peak to an average of 3.66%, according to data from mortgage finance agency Freddie Mac. (Reuters)
- **US factory and services activity quicken in November** – The US manufacturing output accelerated in November to its fastest pace in seven months and services activity also picked up more than expected, a survey of purchasing managers showed in a sign of the continued resilience of the US economy in the face of the US-China trade war and other headwinds. IHS Markit stated its flash Purchasing Managers Index for manufacturing rose to 52.2 in November from a final reading of 51.3 in October, while its preliminary services PMI increased to 51.6 this month from 50.6 last month. Both indexes were at their highest since April and were modestly above the median forecasts among economists polled by Reuters. A reading above 50 signals expansion, while one below that mark indicates a contraction in activity. Markit’s flash composite index, a blend of the two, rose to 51.9 from 50.9 in October and reaching its highest level since July. (Reuters)
- **QNB Group: Manufacturing rebound expected in coming months** – QNB Group expects to see the beginning of a manufacturing rebound over the coming months, which should support a moderate acceleration of headline GDP growth in 2020. However, significant risks to the outlook persist, including a potential disruption of US-China trade negotiations and negative surprises from key central banks, QNB Group stated in its weekly economic commentary. The global economy has clearly slowed over the last couple of years. During this period, global manufacturing led the way in creating demand weaknesses, eventually pushing the more resilient service sector with it. The Global Manufacturing Purchasing Managers’ Index (PMI), which captures information on output and employment, peaked in December 2017 before slowing to the sub-50 contractionary mark in May this year, QNB Group stated. Manufacturing represents a large share of the global economy (16%), and the “idiosyncrasies” of the sector make it particularly cyclical. As most manufacturing products are

durable goods (e.g., autos, smartphones, and computers) that retain their value for far longer than other products or services, a period of booming industrial sales is normally followed by a glut in supply and lower production levels. (Gulf-Times.com)

- **UK businesses slip into deepest downturn since 2016 in November** – British business suffered its deepest downturn since mid-2016 this month as the approach of a national election exacerbated uncertainty about Brexit, according to a survey which augured badly for the economy. The first “flash” early reading of the IHS Markit/CIPS UK Purchasing Managers’ Index (PMI) for Britain showed that the decline in both the services and manufacturing sectors has quickened in November. The readings suggested the world’s fifth-biggest economy is contracting at a quarterly pace of 0.2%, IHS Markit said, although the PMIs have overstated economic weakness recently, in part because of higher government spending ahead of Brexit. The PMI for the dominant services sector fell to 48.6 in November from 50.0 in October, its lowest level since July 2016, just after the Brexit vote. Readings below 50 denote contraction. The manufacturing PMI dropped to 48.3 from 49.6 as a stockpiling drive before the aborted Oct. 31 Brexit deadline evaporated. The composite PMI, which combines the services business activity and services and manufacturing output readings, fell to 48.5 from 50.0, also its lowest level since July 2016. (Reuters)
- **Eurozones’ business activity gloomy in November, scant hope for improvement** – Eurozone’s business growth has almost ground to a halt this month as a downturn in the manufacturing industry appears to be increasingly affecting the bloc’s dominant services industry, a survey showed. IHS Markit’s flash November composite Purchasing Managers’ Index, seen as a reliable guide to economic health, slipped to 50.3 from October’s 50.6, moving to within a whisker of the 50 mark separating growth from contraction. November’s PMI points to GDP growth of 0.1% this quarter, IHS Markit stated, slower than the 0.2% last quarter and the 0.2% prediction in a Reuters poll last week. A PMI for the bloc’s dominant service industry dropped to a 10-month low of 51.5 from 52.2. That was also below all expectations in a Reuters poll. Manufacturers produced slightly more positive news, but their PMI showed activity contracted for a 10th month. The factory PMI rose to 46.6 from 45.9, above the median forecast for 46.4. An index measuring output, which feeds into the composite PMI, rose to 47.1 from 46.6. That contraction was despite factories cutting the prices of their goods for a fifth month. (Reuters)
- **Germany dodges recession in third quarter thanks to exports, spending** – Strong exports, state spending and consumers helped the German economy avoid a recession in the third quarter, detailed data showed on Friday, confirming a preliminary reading of a 0.1% expansion on the quarter. The Federal Statistics Office stated exports grew 1% in the quarter and net trade contributed 0.5 percentage points to the overall economic expansion. Europe’s biggest economy is going through a soft patch as its export-oriented manufacturers cope with trade friction, a struggling car industry and uncertainties over Britain’s planned departure from the European Union. Conservative Chancellor Angela Merkel’s right-left coalition government has rejected calls from industry groups and

economists for a stimulus package to put the economy firmly back on a growth trajectory. (Reuters)

- **Japan's consumer inflation stagnant despite tax hike boost** – Japan's annual core consumer inflation ticked up only marginally in October despite the boost from a sales tax hike during the month, suggesting weak household sentiment is keeping companies from passing on the higher costs. The nationwide core Consumer Price Index (CPI), which includes oil costs but excludes volatile fresh food prices, rose 0.4% in October from a year earlier, government data showed. That matched a median market forecast and followed a 0.3% increase in September. Excluding the impact of the sales tax hike rolled out in October and the introduction of free child-care, annual core consumer inflation was 0.2% in October, slowing from 0.3% in September. (Reuters)
- **Japan November factory activity shrinks for seventh month, increases economic strains** – Japan's factory activity shrank for a seventh consecutive month in November, as domestic and export demand remained in the doldrums and reinforced the challenge facing policymakers trying to prop up an economy growing at its slowest pace in a year. The Jibun Bank Flash Japan Manufacturing Purchasing Managers' Index (PMI) edged up to a seasonally adjusted 48.6 from a final 48.4 in the previous month. The index remained below the 50.0 threshold that separates contraction from expansion for a seventh month. If the final reading due early next month confirms the contraction, it will mark the longest such run since a nine-month stretch from June 2012 to February 2013. The Jibun Bank Flash Japan Services PMI index edged up to a seasonally adjusted 50.4 from October's 49.7, partly thanks to an improvement in business expectations, which hit its highest since early 2018. The Jibun Bank Flash Japan Composite PMI rose to 49.9 from a final 49.1 in the previous month. (Reuters)
- **GDP revisions put China on target to double economy, but data doubts remain** – China on Friday revised up its nominal 2018 GDP by 2.1% to 91.93tn Yuan, keeping it on track to achieving its goal of doubling the size of its economy by 2020 from 2010. However, with the economy growing at its weakest pace in nearly three decades, the revisions could fuel skepticism about the credibility of Chinese data with some analysts suspecting authorities may be massaging the numbers to achieve Beijing's ambitious targets. In a statement, the National Bureau of Statistics (NBS) stated the change in the size of 2018 GDP will not significantly influence the calculation for the 2019 growth rate. Yet some analysts suggest the nominal nudge may actually not be so nominal after all. (Reuters)

Regional

- **OPEC+ likely to extend oil supply cuts until June** – OPEC and its allies are likely to extend existing oil output cuts when they meet next month until mid-2020, with non-OPEC oil producer Russia supporting Saudi Arabia's push for stable oil prices amid the listing of state oil giant Saudi Aramco. The OPEC meets on December 5 at its headquarters in Vienna, followed by talks with a group of other oil producers, led by Russia, known as OPEC+. The current oil supply cuts run through to March 2020. "So far we have two main scenarios: either meet in December and extend the current cuts until June; or defer the decision until early next year, meet before March to see how the market looks

and extend the cuts until the middle of the year," said an OPEC source. "It is more likely that we will extend the agreement in December to send a positive message to the market. Saudi Arabia does not want oil prices to fall, they want to put a floor under the prices because of the (Aramco) IPO." (Reuters)

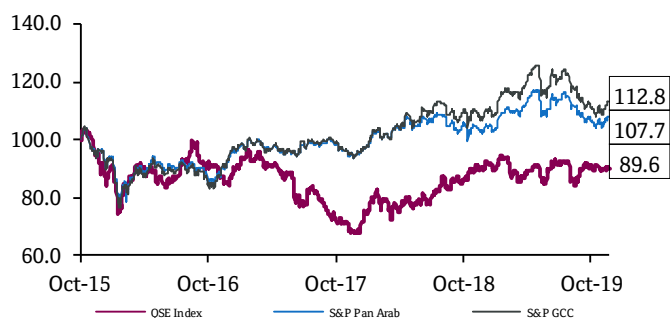
- **OPEC's flaring crises add new risk for oil supply** – OPEC may have no appetite to cut oil production deeper when it meets next month, however, flaring political crises across the group are once again threatening supply. Unrest erupted in Iraq and Iran this month – two of the Middle East's biggest producers – as people took to the streets protesting financial hardship and bad governance. That is adding to the range of supply threats already afflicting the OPEC, from economic collapse in Venezuela to simmering discontent in Algeria. "We kind of had a second Arab Spring, but it's been under the radar," Chief Commodities Strategist at RBC Capital Markets, Helima Croft said. "The real question is what is going to happen in Iraq." Iraq, OPEC's second-biggest producer, has cracked down on demonstrations against corruption in recent weeks that have spread to the southern oil hub of Basra. Iran has seen its oil exports slashed by US sanctions and is suppressing protests spurred by the resulting economic stagnation. (Gulf-Times.com)
- **MENA lending conditions improve in 2Q2019 this year, however, at a slower pace** – The Institute of International Finance's (IIF) composite index for the Emerging Markets Bank Lending Conditions Survey (EMBLs) reached 48.2 in 2Q2019, 1.1 points below with respect to 1Q2019, reflecting a tightened EM bank lending conditions. The headline index for the Middle East and North Africa (MENA) improved during 2Q2019 at a slower pace (0.3 pts), while remaining in tightening a territory of 43. Overall, the MENA region experienced positive performances in the demand for loans (11.7 pts), funding conditions (2.5 pts), and trade finance (2.3 pts). Non-performing loans (NPLs), however, saw a spike of 10.2 pts offsetting gains elsewhere and increasing at a faster pace than in 1Q2019. Banks in the MENA region expect overall conditions to ease at a faster rate than 2Q2019 in 3Q2019 with a 2.9 pts increase overall to an index total of 45.9. Trade finance and funding conditions should ease and the NPL's index is predicted to reach 57.8, indicating a slower acceleration than in 2Q2019, however, positive nevertheless. (Peninsula Qatar)
- **Fitch Ratings: Weaker state ability to support GCC banks** – The sovereign's ability to provide support for banks in some GCC countries has weakened, Fitch Ratings stated in a new report published. Eighty-eight percent of the Issuer Default Ratings (IDRs) assigned by Fitch to banks in the GCC are investment-grade. Seventy percent of IDRs are driven by potential sovereign support either directly or via the parent, down from 76% in the 2018 compendium, primarily due to a small number of sovereign action-driven downgrades, but also due to rating withdrawals following M&A activity. Twenty-seven percent are driven by banks' standalone creditworthiness, as defined by the banks' Viability Ratings (VRs). The sovereign's ability to provide support has diminished in Saudi Arabia and Oman. This reduced the average IDR by one notch in Oman. Nevertheless, sovereign willingness to provide support remains extremely strong throughout the GCC, given limited progress towards resolution. Only 36% of VRs are investment-grade, down from 43% in the

2018 compendium, mainly due to downgrades in Oman. The operating environment is a constraint on VRs in Oman and Bahrain. The average VR in Saudi Arabia is the strongest in the region at 'bbb+', unchanged from the 2018 compendium. (Fitch Ratings)

- **Saudi Aramco's order book reaches SR73bn so far** – Saudi Aramco's IPO has attracted approximately SR73bn in institutional and retail orders so far, Saudi Arabia's Samba Financial Group stated. Some 1.8mn retail subscribers have injected more than SR14bn into the IPO so far, Samba, one of the banks managing the deal, stated. Institutional subscriptions amounted to SR58.4bn and 1.82bn subscribed shares, it added. "Retail and Institutional subscription levels for the first five days of the offering have reached an unprecedented scale, demonstrating the confidence of investors in Saudi Aramco," Vice Chairman of Samba Capital, Rania Nashar said. "We anticipate further increases in subscription levels during the remainder of the offering period." A banking source told Reuters earlier that the institutional tranche of the IPO was oversubscribed. However, the preliminary estimates do not show that it is oversubscribed. "Receiving banks send their statistics (by) the end of the day, some are late for technical or bureaucratic reasons, that what makes the different figures," the source said. "The order book shows very good signs the IPO will be oversubscribed." (Reuters)
- **Malaysia's Petronas not to participate in Saudi Aramco's IPO** – With Saudi Aramco yet to name any major foreign investors in its upcoming share sale, Malaysia's state energy company Petronas has decided to take a pass. Expectations that Saudi Aramco customers and allies around the world would take significant stakes in the company have so far not materialized; with the listing looking like it will be reliant on local retail and institutional investors. Saudi Aramco has a joint venture with Petronas in southern Malaysia that is set to start commercial operations this year and Petronas stated it had been asked to invest in the IPO. "Petronas would like to confirm that after due consideration, the company has decided not to participate in Saudi Aramco's initial public offering exercise," Petronas stated. (Reuters)
- **Dutch state sells Saudi British Bank stake** – The Dutch state on Thursday stated that it has sold its last remaining shares in Saudi British Bank (SABB). It has sold more than 75mn shares since it announced its intention to wind down its stake on May 22. The last batch of 55mn shares sold for SR28 each per share this week, the finance ministry stated. The Dutch state acquired its stake in SABB with the nationalization of the Dutch operations of Belgian bank Fortis in 2008, a year after Fortis took over large parts of Dutch bank ABN Amro. (Zawya)
- **Emirates NBD raises \$1.76bn in an oversubscribed rights issue** – Emirates NBD Bank raised \$1.76bn by issuing new shares after the capital call was oversubscribed by about 2.8 times, it stated. It stated that the deal saw strong demand from the UAE, as well as from Middle Eastern and international investors. The bank plans to use the proceeds to strengthen its capital base and support growth, it stated. In July, Emirates NBD completed a \$2.8bn purchase of Turkey's Denizbank to bolster its business outside the UAE. (Zawya)
- **Dubai Electricity picks ACWA-led group for solar park phase 5** – A consortium led by ACWA Power and Gulf Investment Corp. is the preferred bidder to build, operate the fifth phase of the Mohammed bin Rashid Al Maktoum Solar Park, Dubai Electricity & Water Authority stated. It has received the lowest bid of 1.6953 cents kW/hour. The fifth phase will have 900-MW production capacity. (Bloomberg)
- **Kuwait's foreign reserve rises 2% in September 2019** – The foreign reserve in Kuwait increased by 2% to KD11.02bn in September 2019, registering a value that is KD221mn higher than the previous month, Al Anba Newspaper reported. Kuwait's foreign reserve reached its highest level at KD11.215bn in May 2019. The country's foreign reserve represents all of the cash balances, bank accounts, bonds, certificates of deposit, treasury bills, and foreign currency deposits at the Central Bank of Kuwait (CBK). The Kuwaiti gold reserve remained unchanged at 79 tons, according to the World Gold Council (WGC). Kuwait's book value of this quantity of gold amounts to KD31.7mn based on the purchase prices and not the current market value. At the GCC level, Kuwait ranks third in its holdings of the foreign reserves, following Saudi Arabia as the first and the UAE as the second. (Zawya)
- **Kuwait's non-oil exports grew 11% in October** – The value of Kuwait's non-oil exports grew 11% to KD16.9mn in October, compared to KD15.2mn in the year-ago period, the Kuwait News Agency (KUNA) reported. The oil-rich country's exports to Arab countries, excluding the GCC, stood at KD6.3mn in October, while exports to non-Arabs amounted to KD2.7mn. Exports to GCC hit KD7.8mn last month. "Iraq topped the list of Kuwaiti exports, followed by Jordan, Algeria, Lebanon, Yemen, Egypt and Tunisia, while UAE ranked first in the Gulf, followed by Qatar, Saudi Arabia, Oman and Bahrain," KUNA reported. Among non-Arab importers from Kuwait, Belgium ranked first, followed by Italy, Turkey, France, Spain, and Portugal. (Zawya)
- **National Bank of Kuwait sells \$750mn of perpetual bonds** – National Bank of Kuwait (NBK) sold \$750mn of perpetual bonds offering a 4.5% yield, a document by one of the banks leading the deal showed on Thursday. Citi, JPMorgan, NBK Capital and Standard Chartered were hired as global coordinators to arrange the issue. Perpetual bonds are similar to an equity instrument in that they have no maturity date. (Reuters)
- **S&P expects KFH and AUB merger in 1H2020 proving beneficial for AUB creditors** – S&P stated that there is an increased likelihood that Kuwait Finance House's (KFH) merger with Ahli United Bank (AUB) will go ahead as planned. It expects the merger will take place sometime in first-half of 2020, and will be beneficial for Ahli United Bank's creditors. (Bloomberg)
- **Bahrain's Investcorp acquires two US portfolios for \$800mn** – Bahrain-based alternative investment manager Investcorp's US-based real estate team has acquired two industrial and logistics portfolios for \$800mn. The portfolio acquired consists of 126 industrial properties totaling 10.2mn square feet across five major metropolitan areas through two separate transactions. The acquisition provides Investcorp with a 91.5% leased portfolio of Class A and B warehouse, distribution, and light manufacturing/research and development buildings across logistics, e-commerce, industrial chemicals, and food services industries, among others, Investcorp stated. The portfolio is

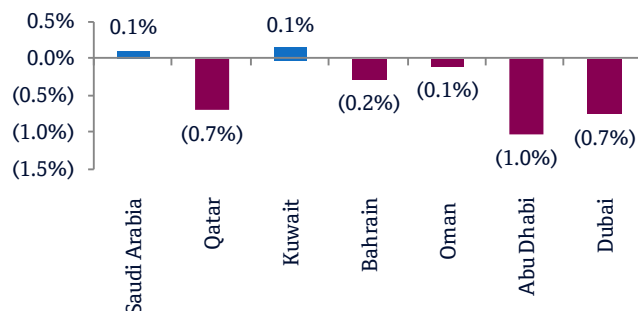
comprised of properties located across the major industrial markets of Atlanta, Georgia; Chicago, Illinois; Dallas, Texas; Charlotte, North Carolina, and Memphis, Tennessee, the statement added. Executive Chairman of Investcorp, Mohammed Alardhi said: “With consumers and businesses increasingly demanding faster deliveries, industrial real estate assets close to major population centers will only become more important to efficient supply chains and enabling e-commerce. We have been actively building our industrial and logistics portfolio to capitalize on the opportunities of this secular growth trend and these transactions represent a major next step in our efforts”. Investcorp, the fifth largest international buyer of US real estate according to Real Capital Analytics, currently owns approximately 240 industrial properties across the US totaling, more than 20mn square feet, including this latest acquisition. (Zawya)

Rebased Performance



Source: Bloomberg

Daily Index Performance



Source: Bloomberg

Asset/Currency Performance	Close (\$)	1D%	WTD%	YTD%
Gold/Ounce	1,461.60	(0.2)	(0.5)	14.0
Silver/Ounce	17.00	(0.6)	0.2	9.7
Crude Oil (Brent)/Barrel (FM Future)	63.39	(0.9)	0.1	17.8
Crude Oil (WTI)/Barrel (FM Future)	57.77	(1.4)	0.1	27.2
Natural Gas (Henry Hub)/MMBtu	2.62	3.6	(3.0)	(17.8)
LPG Propane (Arab Gulf)/Ton	55.00	(1.8)	1.4	(13.4)
LPG Butane (Arab Gulf)/Ton	75.88	2.2	4.3	8.4
Euro	1.10	(0.3)	(0.3)	(3.9)
Yen	108.66	0.0	(0.1)	(0.9)
GBP	1.28	(0.6)	(0.5)	0.6
CHF	1.00	(0.4)	(0.8)	(1.6)
AUD	0.68	(0.0)	(0.5)	(3.7)
USD Index	98.27	0.3	0.3	2.2
RUB	63.86	0.2	0.2	(8.4)
BRL	0.24	(0.1)	0.0	(7.5)

Source: Bloomberg

Global Indices Performance	Close	1D%*	WTD%*	YTD%*
MSCI World Index	2,273.89	0.2	(0.4)	20.7
DJ Industrial	27,875.62	0.4	(0.5)	19.5
S&P 500	3,110.29	0.2	(0.3)	24.1
NASDAQ 100	8,519.89	0.2	(0.2)	28.4
STOXX 600	403.98	0.1	(0.8)	15.2
DAX	13,163.88	(0.2)	(0.9)	20.1
FTSE 100	7,326.81	0.6	(0.3)	9.6
CAC 40	5,893.13	(0.2)	(1.0)	19.9
Nikkei	23,112.88	0.3	(0.7)	17.3
MSCI EM	1,048.55	0.4	(0.0)	8.6
SHANGHAI SE Composite	2,885.29	(0.8)	(0.6)	13.0
HANG SENG	26,595.08	0.4	1.0	3.0
BSE SENSEX	40,359.41	(0.5)	(0.2)	8.7
Bovespa	108,692.30	1.7	2.1	14.3
RTS	1,455.42	0.0	0.4	36.2

Source: Bloomberg (*\$ adjusted returns)

Contacts

Saugata Sarkar, CFA, CAIA

Head of Research

Tel: (+974) 4476 6534

saugata.sarkar@qnbfs.com.qa

Mehmet Aksoy, PhD

Senior Research Analyst

Tel: (+974) 4476 6589

mehmet.aksoy@qnbfs.com.qa

Shahan Keushgerian

Senior Research Analyst

Tel: (+974) 4476 6509

shahan.keushgerian@qnbfs.com.qa

QNB Financial Services Co. W.L.L.

Contact Center: (+974) 4476 6666

PO Box 24025

Doha, Qatar

Zaid al-Nafoosi, CMT, CFTe

Senior Research Analyst

Tel: (+974) 4476 6535

zaid.alnafoosi@qnbfs.com.qa

Disclaimer and Copyright Notice: This publication has been prepared by QNB Financial Services Co. W.L.L. ("QNB FS") a wholly-owned subsidiary of Qatar National Bank (Q.P.S.C.). QNB FS is regulated by the Qatar Financial Markets Authority and the Qatar Exchange. Qatar National Bank (Q.P.S.C.) is regulated by the Qatar Central Bank. This publication expresses the views and opinions of QNB FS at a given time only. It is not an offer, promotion or recommendation to buy or sell securities or other investments, nor is it intended to constitute legal, tax, accounting, or financial advice. QNB FS accepts no liability whatsoever for any direct or indirect losses arising from use of this report. Any investment decision should depend on the individual circumstances of the investor and be based on specifically engaged investment advice. We therefore strongly advise potential investors to seek independent professional advice before making any investment decision. Although the information in this report has been obtained from sources that QNB FS believes to be reliable, we have not independently verified such information and it may not be accurate or complete. QNB FS does not make any representations or warranties as to the accuracy and completeness of the information it may contain, and declines any liability in that respect. For reports dealing with Technical Analysis, expressed opinions and/or recommendations may be different or contrary to the opinions/recommendations of QNB FS Fundamental Research as a result of depending solely on the historical technical data (price and volume). QNB FS reserves the right to amend the views and opinions expressed in this publication at any time. It may also express viewpoints or make investment decisions that differ significantly from, or even contradict, the views and opinions included in this report. This report may not be reproduced in whole or in part without permission from QNB FS.

COPYRIGHT: No part of this document may be reproduced without the explicit written permission of QNB FS.