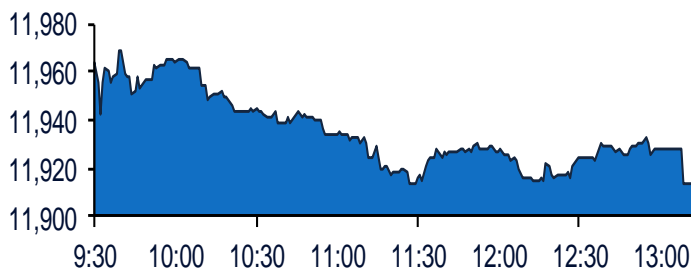


## QSE Intra-Day Movement



## Qatar Commentary

The QE Index declined 0.3% to close at 11,913.8. Losses were led by the Consumer Goods & Services and Telecoms indices, falling 0.6% each. Top losers were Mesaieed Petrochemical Holding and Widam Food Company, falling 2.2% and 2.0%, respectively. Among the top gainers, Qatar General Ins. & Reins. Co. gained 4.1%, while Mannai Corporation was up 1.6%.

## GCC Commentary

**Saudi Arabia:** The TASI Index fell 1.9% to close at 11,485.9. Losses were led by the Consumer Durables & Apparel and Consumer Services indices, falling 4.0% and 3.0%, respectively. Naseej International Trading declined 7.0%, while Mediterranean & Gulf Insurance was down 6.1%.

**Dubai:** The DFM Index fell 0.2% to close at 3,257.8. The Industrials index declined 9.6%, while the Consumer Staples and Discretionary index fell 5.0%. National Cement Co. declined 9.6%, while Al Salam Group Holding was down 9.5%.

**Abu Dhabi:** The ADX General Index fell 0.2% to close at 8,336.5. The Real Estate index declined 1.4%, while the Banks index fell 1.2%. Zee Store was down 8.8% and Sharjah Group declined 6.7%.

**Kuwait:** The Kuwait All Share Index fell 0.4% to close at 7,255.2. The Technology index declined 1.9%, while the Insurance index fell 1.5%. Real Estate Trade Centers Company declined 20.0%, while Mena Real Estate Company was down 8.4%.

**Oman:** The MSM 30 Index gained marginally to close at 4,065.6. The Financial index gained 0.4%, while the other indices ended in red. Muscat City Desalination Company rose 5.5%, while National Bank of Oman was up 2.6%.

**Bahrain:** The BHB Index gained 0.1% to close at 1,793.5. The Real Estate index rose 2.1%, while the Industrials index gained 1.3%. Seef Properties rose 2.9%, while Gulf Hotel Group was up 1.6%.

Market Indicators	21 Nov 21	18 Nov 21	%Chg.
Value Traded (QR mn)	230.3	362.6	(36.5)
Exch. Market Cap. (QR mn)	686,973.4	690,006.4	(0.4)
Volume (mn)	94.2	99.3	(5.2)
Number of Transactions	5,219	8,908	(41.4)
Companies Traded	47	46	2.2
Market Breadth	11:35	21:22	-

Market Indices	Close	1D%	WTD%	YTD%	TTM P/E
Total Return	23,584.10	(0.3)	(0.3)	17.6	16.6
All Share Index	3,770.64	(0.3)	(0.3)	17.9	17.2
Banks	5,062.14	(0.4)	(0.4)	19.2	15.7
Industrials	4,176.49	(0.2)	(0.2)	34.8	17.3
Transportation	3,540.45	(0.4)	(0.4)	7.4	17.6
Real Estate	1,842.30	(0.1)	(0.1)	(4.5)	15.8
Insurance	2,588.89	0.5	0.5	8.1	15.5
Telecoms	1,055.93	(0.6)	(0.6)	4.5	N/A
Consumer	8,266.22	(0.6)	(0.6)	1.5	22.0
Al Rayan Islamic Index	4,878.73	(0.3)	(0.3)	14.3	19.1

GCC Top Gainers##	Exchange	Close#	1D%	Vol. '000	YTD%
Emirates Telecom. Group	Abu Dhabi	28.78	2.9	3,672.2	73.6
National Bank of Oman	Oman	0.19	2.6	23.3	21.3
Makkah Const. & Dev.	Saudi Arabia	77.00	2.5	427.2	20.3
Jabal Omar Dev. Co.	Saudi Arabia	30.95	2.1	2,961.2	6.4
HSBC Bank Oman	Oman	0.09	1.1	20.0	2.2

GCC Top Losers##	Exchange	Close#	1D%	Vol. '000	YTD%
Sahara Int. Petrochemical	Saudi Arabia	41.70	(4.7)	4,461.7	140.8
GFH Financial Group	Dubai	1.18	(4.1)	22,798.0	99.0
Rabigh Refining & Petro.	Saudi Arabia	24.00	(3.5)	3,607.7	73.7
Arab National Bank	Saudi Arabia	23.64	(3.2)	325.2	17.6
National Industrialization	Saudi Arabia	22.28	(3.1)	7,223.2	62.9

Source: Bloomberg (# in Local Currency) (## GCC Top gainers/losers derived from the S&P GCC Composite Large Mid Cap Index)

QSE Top Gainers	Close*	1D%	Vol. '000	YTD%
Qatar General Ins. & Reins. Co.	2.05	4.1	21.0	(22.9)
Mannai Corporation	4.86	1.6	21.3	62.0
Qatar Islamic Bank	18.27	0.7	851.7	6.8
Ahli Bank	3.95	0.6	10.0	14.6
United Development Company	1.59	0.6	678.2	(4.1)

QSE Top Volume Trades	Close*	1D%	Vol. '000	YTD%
Qatar Aluminum Manufacturing	1.97	(1.2)	13,033.2	103.2
Salam International Inv. Ltd.	0.93	(1.3)	10,604.3	42.4
Gulf International Services	1.92	(1.4)	9,776.1	11.8
Mesaieed Petrochemical Holding	2.26	(2.2)	8,202.4	10.5
Investment Holding Group	1.30	(1.7)	7,252.3	117.0

QSE Top Losers	Close*	1D%	Vol. '000	YTD%
Mesaieed Petrochemical Holding	2.26	(2.2)	8,202.4	10.5
Widam Food Company	3.77	(2.0)	119.2	(40.3)
Investment Holding Group	1.30	(1.7)	7,252.3	117.0
Qatar Oman Investment Company	0.92	(1.5)	5,630.1	3.6
Gulf International Services	1.92	(1.4)	9,776.1	11.8

QSE Top Value Trades	Close*	1D%	Val. '000	YTD%
Qatar Aluminum Manufacturing	1.97	(1.2)	25,798.3	103.2
Gulf International Services	1.92	(1.4)	18,862.8	11.8
Mesaieed Petrochemical Holding	2.26	(2.2)	18,654.0	10.5
Doha Bank	3.11	0.0	17,549.9	31.3
Qatar Islamic Bank	18.27	0.7	15,559.8	6.8

Source: Bloomberg (\* in QR)

Regional Indices	Close	1D%	WTD%	MTD%	YTD%	Exch. Val. Traded (\$ mn)	Exchange Mkt. Cap. (\$ mn)	P/E**	P/B**	Dividend Yield
Qatar*	11,913.81	(0.3)	(0.3)	1.3	14.2	63.2	187,475.0	16.6	1.8	2.5
Dubai	3,257.79	(0.2)	(0.2)	13.7	30.7	178.7	117,673.6	20.0	1.1	2.4
Abu Dhabi	8,336.49	(0.2)	(0.2)	6.0	65.2	386.6	399,596.0	22.7	2.5	2.7
Saudi Arabia	11,485.94	(1.9)	(1.9)	(1.9)	32.2	1,493.5	2,693,156.8	25.3	2.4	2.2
Kuwait	7,255.22	(0.4)	(0.4)	2.1	30.8	203.3	139,946.2	21.6	1.6	1.9
Oman	4,065.60	0.0	0.0	(0.2)	11.1	5.1	19,048.3	11.6	0.8	3.8
Bahrain	1,793.52	0.1	0.1	2.9	20.4	4.5	28,739.8	10.0	0.9	3.5

Source: Bloomberg, Qatar Stock Exchange, Tadawul, Muscat Securities Market and Dubai Financial Market (\*\* TTM; \* Value traded (\$ mn) do not include special trades, if any)

## Qatar Market Commentary

- The QE Index declined 0.3% to close at 11,913.8. The Consumer Goods & Services and Telecoms indices led the losses. The index fell on the back of selling pressure from GCC and Arab shareholders despite buying support from Qatari and foreign shareholders.
- Mesaieed Petrochemical Holding and Widam Food Company were the top losers, falling 2.2% and 2.0%, respectively. Among the top gainers, Qatar General Ins. & Reins. Co. gained 4.1%, while Mannai Corporation was up 1.6%.
- Volume of shares traded on Sunday fell by 5.2% to 94.2mn from 99.3mn on Thursday. Further, as compared to the 30-day moving average of 187.9mn, volume for the day was 49.9% lower. Qatar Aluminum Manufacturing Co. and Salam International Inv. Ltd. were the most active stocks, contributing 13.8% and 11.3% to the total volume, respectively.

Overall Activity	Buy %*	Sell %*	Net (QR)
Qatari Individuals	47.03%	52.62%	(12,854,866.4)
Qatari Institutions	22.09%	13.31%	20,224,591.6
<b>Qatari</b>	<b>69.12%</b>	<b>65.92%</b>	<b>7,369,725.2</b>
GCC Individuals	0.48%	0.80%	(741,656.3)
GCC Institutions	1.92%	4.27%	(5,397,746.5)
<b>GCC</b>	<b>2.40%</b>	<b>5.07%</b>	<b>(6,139,402.8)</b>
Arab Individuals	13.90%	20.82%	(15,924,386.5)
Arab Institutions	0.00%	0.00%	–
<b>Arab</b>	<b>13.90%</b>	<b>20.82%</b>	<b>(15,924,386.5)</b>
Foreigners Individuals	3.78%	3.09%	1,582,940.8
Foreigners Institutions	10.80%	5.10%	13,111,123.3
<b>Foreigners</b>	<b>14.57%</b>	<b>8.19%</b>	<b>14,694,064.1</b>

Source: Qatar Stock Exchange (\*as a % of traded value)

## News

### Qatar

- **FTSE Global Equity Index Series December 2021 quarterly changes** – FTSE Global Equity Index Series December 2021 Quarterly Changes 19 November 2021 FTSE Russell announces that the following quarterly review changes will become effective on, December 20, 2021 (i.e. after the close of business on, December 17, 2021). Please note: Index review changes included may be subject to revision until close of business, December 3, 2021. Effective December 6, 2021, the index review changes will be considered final. Any subsequent changes will generally only be considered in exceptional circumstances, in accordance with the FTSE Russell recalculation policy and guidelines. (QSE)
- **Qatar's IPI jumps 1.7% YoY in September** – Doha's industrial production gained traction in September on a yearly basis on robust output expansion, especially in cement, printing, beverages, refined petroleum products and food products, as well as in hydrocarbons, according to the Planning and Statistics Authority (PSA). The country's IPI gained 1.7% YoY but saw a marginal 0.3% MoM decline in September 2021. The PSA introduced IPI, a short-term quantitative index that measures the changes in the volume of production of a selected basket of industrial products over a given period with respect to a base period 2013. The mining and quarrying index, which has a relative weight of 83.6%, saw a 1.3% increase on a yearly basis owing to a 1.3% expansion in the extraction of crude petroleum and natural gas, and 15.3% in other mining and quarrying sectors. On a monthly basis, the index showed a 0.2% fall owing to a 0.2% decrease in the extraction of crude petroleum and natural gas and 0.1% in other mining and quarrying sectors. The manufacturing index, with a relative weight of 15.2%, was seen soaring 4.6% YoY in September 2021 on account of 51% surge in printing and reproduction of recorded media, 23.8% in refined petroleum products, 17.2% in cement and other non-metallic mineral products, 6.8% in food products, 3.2% in rubber and plastics products and 1.2% in chemicals and chemical products. Nevertheless, there was 3.8% shrinkage in the production of beverages and 0.5% in basic metals. On a monthly basis, the manufacturing index was down 0.02% in September this year owing to 3.8% contraction in the production of basic metals and 0.1% in chemicals and chemical products. However, there was 51% surge in printing and the reproduction of recorded media,

8% in rubber and plastics products, 6.8% in food products, 1.5% in cement and other non-metallic mineral products 1.4% in beverages and 1.2% in refined petroleum products. Electricity, which has 0.7% weight in the IPI basket, saw its index plummet 2.1% and 8% YoY and MoM respectively this September. In the case of water, which has a 0.5% weight, there was a 23.3% and 3.2% decrease on a yearly and monthly basis respectively in September 2021. (Gulf-Times.com)

- **CNBC: Domestic liquidity in Qatar drops to QR612bn in October** – Domestic liquidity in Qatar declined during the first month of October by 1% on a monthly basis to about QR612bn, according to a survey of the Qatar Central Bank. The "M2" money supply (domestic liquidity) in Qatar last month was affected by a decrease in quasi-cash by 1.4% to reach QR460bn, under pressure from the decline in term deposits to QR276bn, compared to the increase in the money supply (M1) to QR151.5bn supported by an increase Demand deposits amounted to QR138.9bn. The money supply (M2) represents the domestic liquidity, which includes the balances in accounts or time deposits, and savings accounts in banks. Loans and credit facilities with banks operating in Qatar fell last October to QR1.2tn, pressured by the decline in public sector loans by 1.8% to QR381bn, according to the consolidated financial statements of banks in Qatar issued by the Qatar Central Bank. Last month, deposits in the banking system decreased by 1% to QR965bn, as a result of a 5% drop in public sector deposits to QR279bn. The net foreign assets deficit of banks operating in Qatar stabilized last October at QR472.5bn, according to the survey of the monetary situation of the banking system issued by the Qatar Central Bank. The foreign liabilities of banks in Qatar recorded a 0.8% increase last month to about QR717bn, compared to the rise in assets with their counterparts abroad to QR244.5bn. Last month, the total net domestic assets of Qatar's banks declined to QR935.6bn, affected by the rise in net claims on the government by 2.7% to QR242.2bn, and the increase in domestic credit to QR1,038bn. (Bloomberg)
- **Al Faleh Educational Holding announces the closure of nominations for board membership** – Al Faleh Educational Holding announced the closure of the period for nomination for the membership of its board of directors for 2021-2024 on November 18, 2021 at 03:30 PM. (QSE)

- **Real estate deals worth QR1.64bn signed in October** – Qatar’s real estate sector remained abuzz with deal making during October this year and maintaining strong growth momentum despite the challenging situation created by coronavirus pandemic. The realty sector witnessed deals worth QR1.64bn during in 428 transactions during October this year, according to Ministry of Justice data. In terms volume of real estate deals, Doha Municipality clinched the top spot as it witnessed transactions worth QR617.4mn during last month, which was the highest figures among the municipality across the country. Doha Municipality witnessed total 108 real estate transactions during the month. However, in terms of number of real estate transactions, Al Rayyan Municipality came at the top as total 120 real estate deals were struck during October. The value of deals signed in the municipality reached QR386.78mn during the month. (Peninsula Qatar)
  - **Tech startups in Qatar get QR34.6mn funding in 3Q** – Tech startups in Qatar received a total funding of QR34.6mn across 11 deals during the YTD third quarter (3Q) of 2021, which showed a 57% increase compared to 2020, according to the latest ‘Tech-Start Up Investments Round Up’ report by KPMG for the Mena region. Qatar-based fintech company Spendwisor also made it to the list of the report’s ‘Top startup investments in the region’, with a \$1mn pre-seed funding during the period, and included local angel investors. Qatar continues to experience a rise in the number of fintech led startups, with sub-sequent venture capital (VC) investments backing the country’s promising fintech space. However, delivery services in the food and beverage (F&B) sector secured the largest share in funding, KPMG has said. The top 5 tech startup deals in Qatar during YTD 3Q2021 included: Snoonu with a \$5mn (QR18.2mn) Series A funding which was led by its strategic partner Qatar Development Bank (QDB) with participation from multiple investors; SkipCash with a \$1.92mn (QR7mn) Seed funding led by a group of private Qatari investors; Spendwisor with a \$1mn (QR3.6mn) Pre-seed funding led by local angel investors; Dibsy with a \$300,000 (QR1mn) Pre-seed funding by local angel investors; and CWallet with a \$220,000 (QR800,000) Pre-series A funding by investors including MBK Holding, 360 Nautica, and Snoonu Holding. (Peninsula Qatar)
  - **Qatar completes construction of all World Cup stadiums** – With exactly one year to go until the first FIFA World Cup in the Middle East and Arab world, Qatar has completed construction work at all eight tournament venues, the Supreme Committee for Delivery & Legacy said in a press release Sunday. The finishing touches were recently applied to Lusail Stadium – the 80,000-capacity venue that will host next year’s final on 18 December. Lusail is one of seven venues to have been built from scratch, while Khalifa International Stadium was extensively redeveloped in preparation for the 22nd edition of football’s flagship international tournament. To celebrate the one year to go milestone, qatar2022.qa takes a closer look at the eight amazing stadiums that will host the FIFA World Cup, which will kick off at Al Bayt on 21 November 2022. (Gulf-Times.com)
- International**
- **UK to host G7 foreign and development ministers on December 10-12** – Britain will host foreign and development ministers from the G7 group of industrialized nations and from the Association of Southeast Asian Nations (ASEAN) at a summit in Liverpool from December 10 to December 12, it said. The summit will address issues including economic resilience post-COVID-19, global health and human rights, Britain’s Foreign Office said in a statement. Among the ministers due to attend are those from Malaysia, Thailand and Indonesia, it said, adding that it was the first inclusion of ASEAN countries at a G7 foreign ministers’ summit and this reflected “the UK’s growing

Indo-Pacific tilt”. Britain holds the rotating presidency of the G7 in 2021 and has already hosted the COP climate summit in Glasgow this month and the G7 leaders’ summit in Carbis Bay in June. (Reuters)

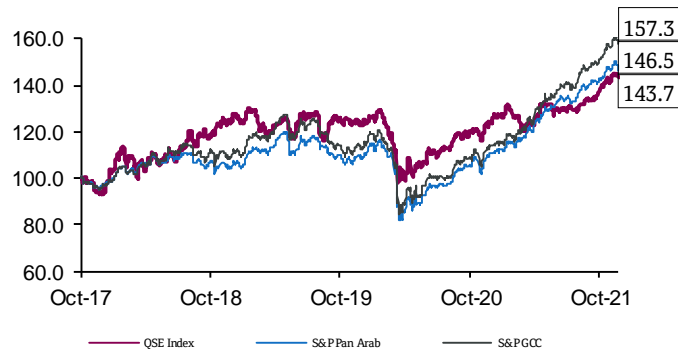
- **China’s Central Bank signals easing as economic growth slows** – China’s central bank signaled possible easing measures to aid the economy’s recovery as growth weakens. In its latest quarterly monetary policy report published Friday, the People’s Bank of China removed a few key phrases cited in previous reports in its policy outlook, including sticking with “normal monetary policy.” That suggests a shift in stance toward more supportive monetary policy, according to economists at Citigroup Inc., Nomura Holdings Inc. and Goldman Sachs Group Inc. The report also dropped the phrase to “control the valve on money supply,” which suggests a stepped-up monetary easing, according to Macquarie Group Ltd.’s Larry Hu. The omission of the expression that the PBOC won’t “flood the economy with stimulus” also sets the stage for more decisive monetary and credit easing, Nomura’s Lu Ting wrote in a Sunday note. Any easing steps would likely be targeted toward small businesses and green finance, according to economists, similar to measures the PBOC has already taken in recent weeks, including 200bn Yuan (\$31bn) of financing for coal projects announced last week. The central bank is also likely to guide credit growth to accelerate next year, according to Guotai Junan Holdings Ltd. analysts led by Qin Han. Goldman Sachs’ Hui Shan and colleagues said policy interest rates would likely remain unchanged, while Nomura’s Lu said the chance of a reduction in the reserve requirement ratio will rise in coming months. “We expect Beijing to soon significantly step up its monetary easing and fiscal stimulus to counteract the increasing downward pressure,” Lu said. The PBOC reiterated it won’t use the property market to stimulate growth, adding that it will work with local governments to maintain the “stable and healthy development” of the market and protect consumers’ rights. This suggests increasing chances of marginal structural easing in the coming months, according to Tommy Xie, head of Greater China research at Oversea-Chinese Banking Corp Ltd. (Bloomberg)
- **China’s land sales slump for 4th month as property woes worsen** – The Chinese government’s revenue from land sales slumped for a fourth month in October compared with year-ago levels, as cash-strapped developers moved cautiously on land buying after tighter regulatory curbs on new borrowing. The value of government land sales in October declined 13.14% from a year earlier to 573.7bn Yuan (\$89.90bn), after suffering a drop of 11.15% in September, according to Reuters calculations of data released by the finance ministry on Friday. Many developers including China Evergrande Group have grown desperately short of cash since authorities last year unveiled the “three red lines” - a policy of President Xi Jinping that imposes limits on liabilities-to-assets, net debt-to-equity, and cash-to-short-term borrowing ratios. Poor demand among developers at urban land auctions risks squeezing regional finances, pressuring local governments to scramble for other income to fund investment and support the economy, including the issuance of more bonds that increase their debt obligations, say some analysts. “Declining land sales will constrain fiscal funding for infrastructure, leading Chinese regional and local governments to temporarily shift to debt-funded growth,” Moody’s said in a recent report. Not all provinces and regions are equally dependent on land-sale revenue. “The unevenness in regional growth will persist, with developed provinces continuing to perform better than less-developed ones,” Moody’s said. China’s government land-sale revenue grew 6.1% to 5.9371tn Yuan (\$930.29bn) in January-October from a year

earlier, data from the finance ministry showed, slowing from the 8.7% rise in the first nine months. (Reuters)

### Regional

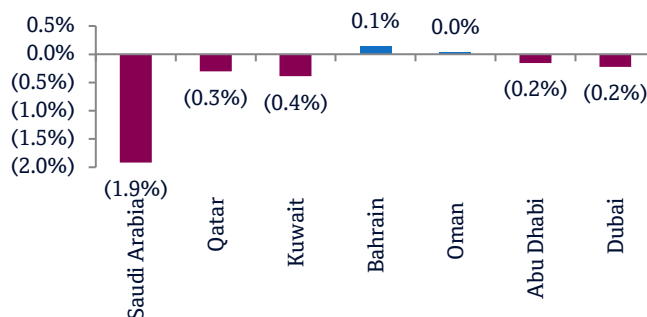
- **Saudi bourse operator Tadawul sets price range for up to SR3.78bn IPO** – Saudi Tadawul Group, the kingdom's stock exchange operator, has set an indicative price range for its IPO which shows it could raise up to SR3.78bn in the deal. Saudi Tadawul plans to sell 36mn shares in the price range of SR95 to SR105 a share, it said in a stock exchange filing. Saudi Tadawul's listing plan comes after a boom in IPO activity in the kingdom following the listing of Saudi Aramco in 2019, which raised \$29.4bn in the world's biggest flotation. (Reuters)
- **Aramco eyes new investments in India after Reliance scraps deal** – Saudi Aramco said it will continue to look for investment opportunities in India, days after Reliance Industries Ltd. scrapped a plan to sell a stake in its oil-to-chemicals unit to the Middle Eastern company. "India offers tremendous growth opportunities over the long term," Aramco said in a statement on Sunday. It will "continue to evaluate new and existing business opportunities with our potential partners." Aramco had signed a non-binding letter of intent in August 2019 for a potential 20% stake in Reliance's oil-to-chemicals unit valued at about \$15bn. Reliance said the companies would walk away from the deal on Friday. (Bloomberg)
- **Saudi's Alkhorayef signs SR358mn contract with National Water Company** – Saudi Arabia's water services company Alkhorayef Water and Power Technologies (AWPT) has signed a seven-year management contract with National Water Company. Valued at SR358mn, the contract will include the operation and maintenance of the water and environmental treatment services in the central cluster (Riyadh Region) by National Water Company and Erwa Water Company, AWPT said in a disclosure to the Saudi Stock Exchange (Tadawul). (Zawya)
- **Saudi pilgrimage sites developer to restructure SR3bn government loan** – Jabal Omar Development Company, one of Saudi Arabia's largest listed developers, said on Sunday it agreed to restructure a SR3bn loan it owed to the government as part of plans to fix its finances. The company, which runs the Jabal Omar complex of hotels and property within walking distance of the Grand Mosque in the Muslim holy city of Mecca, was hit hard when the coronavirus outbreak reduced pilgrimages. On Sunday, it said it received approval from the Saudi ministry of finance to restructure a SR3bn Islamic loan it received in 2011. (Reuters)
- **Customs data: Saudi holds top oil supplier to China in October** – Saudi Arabia held its position as the biggest supplier of crude oil to China for an 11th month in a row in October, with volumes up 19.5% from a year ago, customs data showed on Sunday. Saudi oil arrivals totaled 7.1mn tons, or 1.67mn bpd, data from the General Administration of Customs showed, which is 19.5% higher than 1.4mn bpd a year and compares with 1.94mn bpd in September. (Reuters)
- **Dubai rides growth wave as winter lockdowns hit Europe** – Tables at Gaia, one of the hottest dining spots in Dubai, are booked two weeks in advance and the crush of businesspeople emerging from surrounding offices keeps staff on their toes. "Every day feels like a Friday" said Evgeny Kuzin, chairman and co-founder of Bulldozer Group, which owns and runs several restaurants including Gaia. They've been hiring staff to keep up with renewed demand. As infection rates in Europe explode and governments tighten restrictions once more, Dubai's economy is rebounding faster than expected. Property sales are at decade highs, and streets so choked with traffic it's hard to find an empty taxi. (Bloomberg)
- **Al Mal Capital REIT acquires school campuses for AED300mn**– Al Mal Capital REIT acquires school campuses for AED300mn in which two school campuses of Al Shola Private Schools in Ajman, UAE, leased back to the operator on a long-term basis for management and operation. Current enrollment at 3,350 students with a total capacity to accommodate up to 4,300 students. (Bloomberg)
- **Sources: Abu Dhabi's ADNOC weighs IPO of logistics and services unit next year** – State oil firm Abu Dhabi National Oil Company (ADNOC) is weighing an IPO of its marine services, logistics and shipping arm next year, two sources familiar with the matter told Reuters. ADNOC Logistics & Services (ADNOC L&S) has been selected for a potential float in Abu Dhabi in 2022, said the sources, declining to be named as the matter is not public. A deal could follow after testing investor appetite and market conditions, they said. (Zawya)
- **Abu Dhabi's Yahsat to join FTSE UAE Small Cap Index** – Abu Dhabi's Al Yah Satellite Communications Company (Yahsat), along with all its subsidiaries, will be included in the FTSE UAE Small Cap Index, the company announced on Sunday. With its inclusion in the index, Yahsat will also be added to the FTSE Global Small Cap Index, FTSE Global All Cap Index, FTSE Middle East & Africa Small Cap Index and the FTSE Middle East & Africa All Cap Index, among others, the Abu Dhabi Securities Exchange-listed company said in a bourse filing. Yahsat's inclusion will be effective on December 20, 2021. (Zawya)
- **Bahrain Central bank governor expects real GDP to grow 3.1% in 2021** – Bahrain's central bank governor, Rasheed Mohammed al-Maraj, said in an interview published on Sunday he expects real gross domestic product to grow 3.1% in 2021. The governor told local newspaper Albilad that foreign reserves increased to BHD1.63bn in September, and they were expected to keep growing because of the expected increase in revenues due to higher oil prices. (Reuters)

## Rebased Performance



Source: Bloomberg

## Daily Index Performance



Source: Bloomberg

Asset/Currency Performance	Close (\$)	1D%	WTD%	YTD%
Gold/Ounce	1,845.73	(0.7)	(1.0)	(2.8)
Silver/Ounce	24.62	(0.8)	(2.8)	(6.8)
Crude Oil (Brent)/Barrel (FM Future)	78.89	(2.9)	(4.0)	52.3
Crude Oil (WTI)/Barrel (FM Future)	76.10	(3.7)	(5.8)	56.8
Natural Gas (Henry Hub)/MMBtu	4.90	(1.2)	0.6	105.0
LPG Propane (Arab Gulf)/Ton	108.38	(3.0)	(14.7)	44.0
LPG Butane (Arab Gulf)/Ton	127.75	(2.5)	(16.0)	83.8
Euro	1.13	(0.7)	(1.4)	(7.6)
Yen	113.99	(0.2)	0.1	10.4
GBP	1.35	(0.3)	0.3	(1.6)
CHF	1.08	(0.3)	(0.8)	(4.7)
AUD	0.72	(0.6)	(1.3)	(6.0)
USD Index	96.03	0.5	0.9	6.8
RUB	73.48	0.5	0.8	(1.3)
BRL	0.18	(1.0)	(2.8)	(7.5)

Source: Bloomberg

Global Indices Performance	Close	1D%*	WTD%*	YTD%*
MSCI World Index	3,219.90	(0.2)	(0.1)	19.7
DJ Industrial	35,601.98	(0.7)	(1.4)	16.3
S&P 500	4,697.96	(0.1)	0.3	25.1
NASDAQ 100	16,057.44	0.4	1.2	24.6
STOXX 600	486.08	(1.0)	(1.5)	12.6
DAX	16,159.97	(1.0)	(0.9)	8.3
FTSE 100	7,223.57	(0.8)	(1.4)	10.2
CAC 40	7,112.29	(1.0)	(1.0)	18.4
Nikkei	29,745.87	0.7	0.4	(1.8)
MSCI EM	1,269.22	(0.4)	(1.3)	(1.7)
SHANGHAI SE Composite	3,560.37	1.1	0.5	4.8
HANG SENG	25,049.97	(1.1)	(1.1)	(8.4)
BSE SENSEX#	59,636.01	-	(1.5)	23.0
Bovespa	103,035.00	0.2	(5.3)	(19.9)
RTS	1,723.74	(2.2)	(3.4)	24.2

Source: Bloomberg (\*\$ adjusted returns, #Market was closed as on November 19,2021)

## Contacts

### QNB Financial Services Co. W.L.L.

Contact Center: (+974) 4476 6666

[info@qnbfs.com.qa](mailto:info@qnbfs.com.qa)

Doha, Qatar

### Saugata Sarkar, CFA, CAIA

Head of Research

[saugata.sarkar@qnbfs.com.qa](mailto:saugata.sarkar@qnbfs.com.qa)

### Shahan Keushgerian

Senior Research Analyst

[shahan.keushgerian@qnbfs.com.qa](mailto:shahan.keushgerian@qnbfs.com.qa)

**Disclaimer and Copyright Notice:** This publication has been prepared by QNB Financial Services Co. W.L.L. ("QNBFS") a wholly-owned subsidiary of Qatar National Bank (Q.P.S.C.). QNBFS is regulated by the Qatar Financial Markets Authority and the Qatar Exchange. Qatar National Bank (Q.P.S.C.) is regulated by the Qatar Central Bank. This publication expresses the views and opinions of QNBFS at a given time only. It is not an offer, promotion or recommendation to buy or sell securities or other investments, nor is it intended to constitute legal, tax, accounting, or financial advice. QNBFS accepts no liability whatsoever for any direct or indirect losses arising from use of this report. Any investment decision should depend on the individual circumstances of the investor and be based on specifically engaged investment advice. We therefore strongly advise potential investors to seek independent professional advice before making any investment decision. Although the information in this report has been obtained from sources that QNBFS believes to be reliable, we have not independently verified such information and it may not be accurate or complete. QNBFS does not make any representations or warranties as to the accuracy and completeness of the information it may contain, and declines any liability in that respect. For reports dealing with Technical Analysis, expressed opinions and/or recommendations may be different or contrary to the opinions/recommendations of QNBFS Fundamental Research as a result of depending solely on the historical technical data (price and volume). QNBFS reserves the right to amend the views and opinions expressed in this publication at any time. It may also express viewpoints or make investment decisions that differ significantly from, or even contradict, the views and opinions included in this report. This report may not be reproduced in whole or in part without permission from QNBFS.

**COPYRIGHT:** No part of this document may be reproduced without the explicit written permission of QNBFS