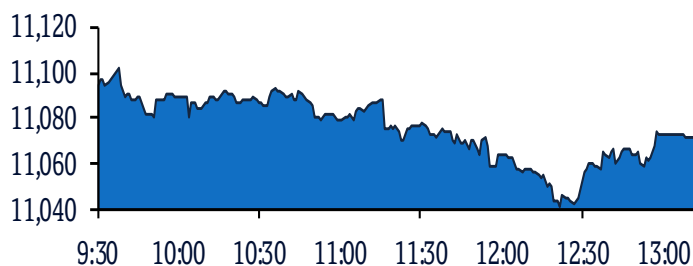


## QSE Intra-Day Movement



## Qatar Commentary

The QE Index declined 0.2% to close at 11,071.2. Losses were led by the Banks & Financial Services and Consumer Goods & Services indices, falling 0.6% and 0.2%, respectively. Top losers were Qatari Investors Group and Qatari German Co. for Med. Devices, falling 1.5% each. Among the top gainers, Al Khaleej Takaful Insurance Co. gained 4.2%, while Mannai Corporation was up 2.9%.

## GCC Commentary

**Saudi Arabia:** The TASI Index gained 0.1% to close at 11,319.9. Gains were led by the Commercial & Professional Svc and Diversified Financials indices, rising 1.9% and 1.2%, respectively. National Gas & Industrialization rose 9.9%, while Arabian Pipes Co. was up 5.8%.

**Dubai:** The DFM Index fell 0.1% to close at 2,912.4. The Telecommunication index declined 0.5%, while the Investment & Financial Services index fell 0.4%. Aan Digital Services Holding was down 1.1%, while Amanat Holdings were down 0.8%.

**Abu Dhabi:** The ADX General Index gained marginally to close at 7,653.0. The Consumer Staples indices rose 1.7%, while Banks indices were up 0.7%. Sharjah Group rose 14.6%, while Zee Store was up 9.9%.

**Kuwait:** The Kuwait All Share Index fell marginally to close at 6,813.1. The Health Care index declined 0.9%, while the Telecommunications index fell 0.8%. Umm Al Qaiwain General Investment declined 14.3%, while First Takaful Insurance Co. was down 9.0%.

**Oman:** The MSM 30 Index fell marginally to close at 3,974.2. Losses were led by the Services and Financial indices, falling 0.1% each. National Aluminum Products Co. declined 3.9%, while Oman Qatar Insurance was down 3.8%.

**Bahrain:** The BHB Index gained 0.2% to close at 1,663.4. The Real Estate index rose 0.4%, while Financials indices was up 0.2%. Bahrain Car Parks Company rose 3.2%, while Khaleeji Commercial Bank was up 1.5%.

QSE Top Gainers	Close*	1D%	Vol. '000	YTD%
Al Khaleej Takaful Insurance Co.	4.59	4.2	1,770.1	142.0
Mannai Corporation	4.02	2.9	0.1	33.9
Widam Food Company	4.16	2.8	830.9	(34.2)
Qatar Industrial Manufacturing Co	2.95	1.7	197.2	(8.1)
Qatar National Cement Company	5.00	0.7	0.4	20.5

QSE Top Volume Trades	Close*	1D%	Vol. '000	YTD%
Gulf International Services	1.51	0.5	19,494.2	(12.2)
Investment Holding Group	1.23	(0.2)	17,074.2	105.0
Salam International Inv. Ltd.	0.94	(0.6)	8,762.5	44.7
Qatar Aluminum Manufacturing Co	1.62	(0.3)	8,099.9	67.5
Masraf Al Rayan	4.52	0.0	6,432.3	(0.2)

Regional Indices	Close	1D%	WTD%	MTD%	YTD%	Exch. Val. Traded (\$ mn)	Exchange Mkt. Cap. (\$ mn)	P/E**	P/B**	Dividend Yield
Qatar*	11,071.16	(0.2)	(0.3)	(0.2)	6.1	84.03	172,709.6	16.8	1.6	2.6
Dubai	2,912.37	(0.1)	0.4	0.3	16.9	43.68	107,578.9	21.5	1.0	2.7
Abu Dhabi	7,652.98	0.0	0.4	(0.4)	51.7	552.79	368,889.1	23.5	2.2	3.0
Saudi Arabia	11,319.87	0.1	1.7	0.0	30.3	1,816.64	2,617,258.9	27.5	2.4	2.3
Kuwait	6,813.11	(0.0)	0.3	0.4	22.8	167.39	129,487.6	32.2	1.7	1.8
Oman	3,974.15	(0.0)	0.3	0.2	8.6	4.87	18,606.3	12.7	0.8	3.9
Bahrain	1,663.44	0.2	(0.2)	1.1	11.7	5.43	26,707.6	11.7	0.8	3.3

Source: Bloomberg, Qatar Stock Exchange, Tadawul, Muscat Securities Market and Dubai Financial Market (\*\* TTM; \* Value traded (\$ mn) do not include special trades, if any)

Market Indicators	02 Sept 21	01 Sept 21	%Chg.
Value Traded (QR mn)	310.2	283.2	9.5
Exch. Market Cap. (QR mn)	637,775.5	640,011.4	(0.3)
Volume (mn)	109.4	98.9	10.6
Number of Transactions	8,560	7,287	17.5
Companies Traded	44	46	(4.3)
Market Breadth	17:22	18:25	-

Market Indices	Close	1D%	WTD%	YTD%	TTM P/E
Total Return	21,916.04	(0.2)	(0.3)	9.2	16.8
All Share Index	3,515.15	(0.3)	(0.3)	9.9	17.6
Banks	4,744.71	(0.6)	(0.8)	11.7	15.6
Industrials	3,601.09	(0.0)	0.8	16.2	19.3
Transportation	3,432.99	0.1	(0.4)	4.1	19.2
Real Estate	1,798.30	(0.1)	0.7	(6.8)	16.6
Insurance	2,607.53	0.3	0.1	8.8	17.2
Telecoms	1,037.08	0.5	(0.3)	2.6	N/A
Consumer	8,227.27	(0.2)	0.0	1.0	22.3
Al Rayan Islamic Index	4,631.52	(0.0)	0.2	8.5	17.5

GCC Top Gainers##	Exchange	Close#	1D%	Vol. '000	YTD%
Sahara Int. Petrochemical	Saudi Arabia	34.50	2.1	3,961.7	99.2
Ominvest	Oman	0.32	1.3	9.2	(5.9)
Co. for Cooperative Ins.	Saudi Arabia	93.50	1.1	102.1	17.3
Southern Province Cem.	Saudi Arabia	75.80	1.1	239.7	(10.1)
Jabal Omar Dev. Co.	Saudi Arabia	33.25	1.1	1,026.4	14.3

GCC Top Losers##	Exchange	Close#	1D%	Vol. '000	YTD%
Bupa Arabia for Coop. Ins	Saudi Arabia	163.00	(1.3)	64.7	33.4
Saudi Arabian Fertilizer	Saudi Arabia	124.00	(1.3)	186.2	53.8
Saudi Electricity Co.	Saudi Arabia	27.80	(1.2)	4,658.7	30.5
QNB Group	Qatar	18.94	(1.1)	3,088.9	6.2
National Petrochemical	Saudi Arabia	46.20	(1.1)	187.8	38.9

Source: Bloomberg (# in Local Currency) (## GCC Top gainers/losers derived from the S&P GCC Composite Large Mid Cap Index)

QSE Top Losers	Close*	1D%	Vol. '000	YTD%
Qatari Investors Group	2.56	(1.5)	727.5	41.4
Qatari German Co for Med. Dev.	2.96	(1.5)	5,668.7	32.4
QNB Group	18.94	(1.1)	3,088.9	6.2
Qatar First Bank	1.80	(0.9)	976.1	4.6
Mazaya Qatar Real Estate Dev.	1.04	(0.9)	4,264.2	(17.3)

QSE Top Value Trades	Close*	1D%	Val. '000	YTD%
QNB Group	18.94	(1.1)	58,634.4	6.2
Gulf International Services	1.51	0.5	29,240.8	(12.2)
Masraf Al Rayan	4.52	0.0	29,124.8	(0.2)
Qatar Islamic Bank	18.30	0.0	23,405.0	7.0
Investment Holding Group	1.23	(0.2)	20,901.7	105.0

Source: Bloomberg (\* in QR)

## Qatar Market Commentary

- The QE Index declined 0.2% to close at 11,071.2. The Banks & Financial Services and Consumer Goods & Services indices led the losses. The index fell on the back of selling pressure Qatari shareholders despite buying support from GCC, Arab and foreign shareholders.
- Qatari Investors Group and Qatari German Co for Med. Devices were the top losers, falling 1.5% each. Among the top gainers, Al Khaleej Takaful Insurance Co. gained 4.2%, while Mannai Corporation was up 2.9%.
- Volume of shares traded on Thursday rose by 10.6% to 109.4mn from 98.9mn on Wednesday. However, as compared to the 30-day moving average of 166.7mn, volume for the day was 34.4% lower. Gulf International Services and Investment Holding Group were the most active stocks, contributing 17.8% and 15.6% to the total volume, respectively.

Overall Activity	Buy %*	Sell %*	Net (QR)
Qatari Individuals	35.62%	35.97%	(1,083,958.2)
Qatari Institutions	17.35%	22.50%	(15,977,579.6)
<b>Qatari</b>	<b>52.97%</b>	<b>58.47%</b>	<b>(17,061,537.8)</b>
GCC Individuals	0.56%	0.37%	603,991.9
GCC Institutions	2.76%	1.46%	4,036,814.1
<b>GCC</b>	<b>3.32%</b>	<b>1.82%</b>	<b>4,640,806.0</b>
Arab Individuals	11.94%	10.59%	4,190,278.8
Arab Institutions	0.19%	0.00%	574,397.4
<b>Arab</b>	<b>12.12%</b>	<b>10.59%</b>	<b>4,764,676.3</b>
Foreigners Individuals	2.94%	2.26%	2,131,543.9
Foreigners Institutions	28.65%	26.87%	5,524,511.7
<b>Foreigners</b>	<b>31.59%</b>	<b>29.12%</b>	<b>7,656,055.6</b>

Source: Qatar Stock Exchange (\*as a % of traded value)

## Global Economic Data

### Global Economic Data

Date	Market	Source	Indicator	Period	Actual	Consensus	Previous
02-09	US	Department of Labor	Initial Jobless Claims	28-Aug	340k	345k	354k
02-09	US	Department of Labor	Continuing Claims	21-Aug	2748k	2808k	2908k
03-09	US	Bureau of Labor Statistics	Unemployment Rate	Aug	5.20%	5.20%	5.40%
03-09	US	Bureau of Labor Statistics	Labor Force Participation Rate	Aug	61.70%	61.80%	61.70%
03-09	US	Bureau of Labor Statistics	Underemployment Rate	Aug	8.80%	-	9.20%
03-09	US	Markit	Markit US Services PMI	Aug	55.1	55.2	55.2
03-09	US	Markit	Markit US Composite PMI	Aug	55.4	-	55.4
03-09	US	Institute for Supply Management	ISM Services Index	Aug	61.7	61.6	64.1
03-09	UK	Markit	Markit/CIPS UK Services PMI	Aug	55	55.5	55.5
03-09	UK	Markit	Markit/CIPS UK Composite PMI	Aug	54.8	55.3	55.3
02-09	EU	Eurostat	PPI MoM	Jul	2.30%	1.80%	1.40%
02-09	EU	Eurostat	PPI YoY	Jul	12.10%	11.10%	10.20%
03-09	EU	Markit	Markit Eurozone Services PMI	Aug	59	59.7	59.7
03-09	EU	Markit	Markit Eurozone Composite PMI	Aug	59	59.5	59.5
03-09	Germany	Markit	Markit Germany Services PMI	Aug	60.8	61.5	61.5
03-09	Germany	Markit	Markit/BME Germany Composite PMI	Aug	60	60.6	60.6
03-09	France	Markit	Markit France Services PMI	Aug	56.3	56.4	56.4
03-09	France	Markit	Markit France Composite PMI	Aug	55.9	55.9	55.9
03-09	China	Markit	Caixin China PMI Composite	Aug	47.2	-	53.1
03-09	China	Markit	Caixin China PMI Services	Aug	46.7	52	54.9
03-09	India	Markit	Markit India PMI Services	Aug	56.7	-	45.4
03-09	India	Markit	Markit India PMI Composite	Aug	55.4	-	49.2

Source: Bloomberg (s.a. = seasonally adjusted; n.s.a. = non-seasonally adjusted; w.d.a. = working day adjusted)

**Qatar**

- **Qatar intensifies efforts to establish sustainable trade, investment deals with Ukraine** – Buoyed by the 60% surge in trade volume between Qatar and Ukraine in 2020 despite the pandemic challenges, Doha has intensified efforts to establish "sustainable" trade and investment partnerships between the private sectors of both the countries. This was moved by Minister of Commerce and Industry and Acting Minister of Finance, HE Ali bin Ahmed Al-Kuwari at the second session of the Qatari-Ukrainian Joint Committee for Economic, Commercial and Technical Cooperation, which took place in the Ukrainian capital Kiev from August 31 until Thursday. "Sustainable" trade and investment partnerships would contribute to furthering relations to the level of a "comprehensive strategic partnership", as per clear frameworks that serve the development trends of Qatar and Ukraine, he said, highlighting that at present, 54 joint capital Qatari-Ukrainian companies are operating in Qatar's economy. The two sides agreed to take the necessary steps to move forward in consolidating trade and investment co-operation between the two countries, with the aim of increasing the volume of transactions and facilitating the flow of goods, services, and investments. (Gulf-Times.com)
- **Chamber official invites Ukrainian companies to invest in Qatar** – Qatar Chamber first vice chairman Mohamed bin Towar Al-Kuwari is encouraging companies in Ukraine to pour their investments into Qatar. Al-Kuwari made the statement during meetings of a Qatari delegation in the Ukrainian capital of Kyiv and at the Qatari-Ukrainian Joint Committee meeting held recently. He also lauded the "strong relations" between Qatar and Ukraine, noting that both countries' private sectors have benefited from trade and investment cooperation through the exchange of visits between the two sides. Al-Kuwari said the Ukrainian-Qatari Business Forum, which was held in February through video conferencing, reviewed prospects for cooperation between the private sectors and available investment opportunities in both countries. He also held a meeting with Ukraine Chamber of Commerce & Industry chairman Gennadiy Chyzykhov. Both officials reviewed strengthening cooperation ties between Qatari and Ukrainian businessmen and identifying investment climate in both countries, as well as enhancing investment opportunities and mutual investments in both countries. Al-Kuwari stressed the importance of activating the Qatari-Ukrainian Business Council "to perform its desired role in underpinning cooperation between businessmen and streamlining investment procedures in both sides." (Gulf-Times.com)
- **AI-Khater: Qatari-Turkish trade amounts to nearly \$1.9bn in 2020** – HE the Undersecretary at the Ministry of Commerce and Industry, Sultan bin Rashid Al-Khater was participating in the opening session of the 'Izmir Business Days' forum, taking place virtually. The volume of Qatari-Turkish trade amounted to about \$1.9bn in 2020, despite the economic repercussions of the Covid-19 pandemic on international trade, said HE the Undersecretary at the Ministry of Commerce and Industry, Sultan bin Rashid Al-Khater. He was participating in the opening session of the 'Izmir Business Days' forum, taking place virtually on September 2 and 3 on the sidelines of the 90th edition of the Izmir International Fair. At the investment level, Al-Khater pointed out that some 636 Qatari-Turkish joint companies were operating in Qatar, in trade, contracting, and information technology sectors. Qatar is also home to some 38 wholly-owned Turkish companies, operating in the construction and industrial sectors. (Gulf-Times.com)
- **Qatar-Saudi business council to be activated; meetings to resume 'soon', says Qatar Chamber Chairman** – Talks have been held for plans to activate the Qatar-Saudi Joint Business Council, according to Qatar Chamber chairman Sheikh Khalifa bin Jassim Al-Thani, who recently met with Saudi ambassador Prince Mansour bin Khalid bin Farhan in Doha. The meeting was also attended by Qatar Chamber second Vice Chairman Rashid bin Hamad Al-Athba and General manager Saleh bin Hamad Al-Sharqi, the chamber said in a statement. Aside from activating the joint business council, the meeting discussed the need to invite council members to meet "as soon as possible" and to discuss ways to regain the momentum of trade and investment relations between Qatari and Saudi businessmen. The meeting discussed ways of strengthening economic and commercial relations between both countries, and it also reviewed the role that the private sector could perform in developing the trade exchange and exploring the investment opportunities available, as well as establishing trade alliances between Qatari and Saudi businessmen that would underpin commercial and investment relations. (Gulf-Times.com)
- **QCB issues treasury bills worth QR600mn** – Qatar Central Bank (QCB) issued treasury bills for three, six and nine months, with a value of QR600mn. According to a statement published by QCB, the treasury bills are distributed as follows: QR300mn for three months at an interest rate of 0.25 percent, QR200mn for six months at an interest rate of 0.30%, QR100mn for nine months at an interest rate of 0.33%. The issuance is part of a series of issues executed by QCB on behalf of the Government of Qatar and in accordance with the schedule prepared by both QCB and the Ministry of Finance. Treasury bills are issued through auction for banks operating in Qatar. (Peninsula Qatar)
- **Qatar hotels to add over 15,000 rooms by 2023** – Qatar is expected to be the leading contributor in the hospitality sector with a pipeline of 15,800 hotel keys by 2023, said Colliers a global leader in commercial real estate services in its Quarterly Review report of Mena hotels. The performance among the hotels of all categories have seen rise in occupancy rates and revenue per available room in July, according to the Planning and Statistics Authority (PSA) report. Three star hotels registered the highest occupancy rate in July due to gradual easing of COVID-19 restrictions which has led to increase in hotel visitors. The occupancy rate of three star hotels has surged to 89% in July this year compared to 82% in June 2021 and 60% in July last year. Similarly, the occupancy rate of four star hotels has jumped to 62% in July when compared to 59% in June. In case of two and one star, the hotels' occupancy rates stood at 82% in July this year from 71% in the previous month of 2021. The occupancy rates of deluxe hotel apartments and standard hotel apartments for the month July this year were 60% and 78% respectively. The lifting of restrictions by the Ministry of Public Health under Phase 3 also helped hospitality sector to grow as it has allowed cleaning and hospitality companies to provide their services through their employees who have completed doses of the COVID-19 vaccine. (Peninsula Qatar)
- **ValuStrat: Qatar's online food delivery market projected to grow; valued at \$185mn in 2020** – Online food delivery market in Qatar has been projected to grow 14.4% this year, driven by Covid-19 restrictions, researcher ValuStrat said and noted the food-delivery market in Qatar was valued at \$185mn in 2020. The recent pandemic-led boom in online food deliveries in Qatar has increased competition amongst market players, ValuStrat noted. As a result, the "market was positively reinforced with shorter turnaround times, better customer care and complete

substitution” of dine-in with online deliveries. Food and beverage suppliers across the GCC region have seen significant growth in their online businesses and delivery portals because of Covid-19 related social distancing and stay-at-home restrictions. “As consumers gained comfort with shopping over the Internet, online food ordering followed as an organic next step. Customers who grew accustomed to e-shopping expected the same convenience when it came to ordering meals. Subsequently the online food delivery segment has also grown,” ValuStrat said in its report titled ‘Positive impact of Covid-19’. While the industry flourished during the pandemic, there were also reports of disagreements between platforms and restaurants regarding the commission structure. So now some platforms have adjusted to a more viable business model with a fixed-fee structure, ValuStrat noted. (Gulf-Times.com)

- **Qatar sees large YoY jump in visitors** – Qatar saw a stupendous YoY jump in visitors, especially from the Gulf Cooperation Council and other Arab countries this July, reflecting in enhanced occupancy in the hospitality sector, particularly in the three-star category, according to the Planning and Statistics Authority (PSA) estimates. The total number of visitors was 38,289 in July 2021 against 1,836 in the previous year period, which witnessed restrictions due to the ongoing pandemic. It showed a 57.6% growth compared to that in June this year. The number of visitors from the GCC was 14,641 in July 2021 against mere 137 in the year-ago period. Such visitors registered 65.9% expansion MoM in the review period. The visitors from the Gulf region accounted for 38% of the total in the review period. The visitor arrivals measures non-residents travelling to Qatar on a short-term basis for all purposes. It includes arrivals at borders under different 15 visa classes, including all businesses and leisure visa types (excluding work visas). Of the total 38,289 people arrived, more than three-fourth came via airport; as much as 22% by road and the remaining about 3% through sea in the review period, according to the PSA data. (Gulf-Times.com)
- **Qatari private sector exports to Jordan exceed \$31mn in first 8 months of 2021** – The value of exports from the Qatari private sector to Jordan in the first eight months of 2021 exceeded QR113mn (\$31mn), the Jordan News Agency, Petra, reported on Thursday citing figures from the Qatar Chamber of Commerce and Industry. The total exports from the Qatari private sector in the January-August period of 2021 recorded a 5% hike compared with the same period of last year. The statistics expect the trade volume of the Qatari private sector to grow in the upcoming period, due to the continuous development of Jordanian and Qatari relations in the economic, commercial and investment sectors. (Bloomberg)
- **Build Your House exhibition set to take place from September 20 to 22** – The second edition of Build Your House (BYH) exhibition is set to take place from September 20 to 22 at the Qatar National Convention Centre with a record number of local and international exhibitors and potential visitors, organizer NeXTfairs has said. Some 120 exhibitors participated in BYH 2020, attracted more than 8,600 visitors of whom 90% were Qataris, and hosted more than 30 workshops and seminars. This year, an estimated 10,000 people are expected to visit the three-day event – spread on a 10,000square meters area. (Gulf-Times.com)

#### International

- **US job growth takes giant step back as Delta variant hits restaurants** – The US economy created the fewest jobs in seven months in August as hiring in the leisure and hospitality sector stalled amid a resurgence in COVID-19 infections, which weighed on demand at restaurants and hotels. But other details of the Labor Department's closely watched employment report

on Friday were fairly strong, with the unemployment rate falling to a 17-month low of 5.2% and July job growth revised sharply higher. Wages increased a solid 0.6% and fewer people were experiencing long spells of unemployment. This points to underlying strength in the economy even as growth appears to be slowing significantly in the third quarter because of the soaring infections, driven by the Delta variant of the coronavirus, and relentless shortages of raw materials, which are depressing automobile sales and restocking. The survey of establishments showed nonfarm payrolls increased by 235,000 jobs last month, the smallest gain since January. Data for July was revised up to show a whopping 1.053 million jobs created instead of the previously reported 943,000. Hiring in June was also stronger than initially estimated, leaving average monthly job growth over the past three months at a strong 750,000. Employment is 5.3 million jobs below its peak in February 2020. Economists polled by Reuters had forecast nonfarm payrolls increasing by 728,000 jobs in August. (Reuters)

- **ISM survey: US service sector growth slows in August, supply constraints easing a bit** – US services industry activity grew at a moderate pace in August, but there are tentative signs that supply constraints and surging prices are starting to subside, suggesting that any slowdown in economic growth this quarter will be temporary. The Institute for Supply Management said on Friday its non-manufacturing activity index slipped to 61.7 last month after racing to 64.1 in July, which was the highest reading in the series' history. A reading above 50 indicates growth in the services sector, which accounts for more than two-thirds of US economic activity. Economists polled by Reuters had forecast the index falling to 61.5. Economists have sharply marked down their gross domestic product estimates for the third quarter to a low as a 2.9% annualized rate from as high as a 9% pace, citing the latest wave of COVID-19 infections, fading fiscal stimulus and supply constraints, which have boosted prices. (Reuters)
- **Supply shortages sap strength of Eurozone recovery** – Eurozone business activity remained strong last month, despite fears about the Delta variant of the coronavirus and widespread supply chain issues, according to a survey which suggested the bloc's economy could be back to pre-COVID-19 levels by year-end. IHS Markit's final composite Purchasing Managers' Index (PMI), seen as a good guide to economic health, dropped to 59.0 last month from July's 15-year high of 60.2, still well above the 50 mark separating growth from contraction but below a 59.5 "flash" estimate. "Growth momentum in the euro zone is fading according to recent surveys and nowcast indicators. The big question is whether the recovery can carry on at a decent pace and quickly close the gap with pre-pandemic GDP," said Bert Colijn at ING. The economy will grow 2.2% this quarter, a Reuters poll published earlier on Friday predicted and IHS Markit said the euro zone economy was on track to be back at pre-pandemic levels by the end of the year, if not sooner. But ongoing supply chain disruptions caused by the pandemic meant the cost of raw materials soared again this month. The input prices index was a near record 69.5 - although down from July's 69.9. Inflation surged to a ten-year high of 3.0% in August with further rises likely, official data showed on Tuesday, challenging the European Central Bank's benign view on price growth and its commitment to look past what it deems a temporary increase. Still, with much of the service industry reopening after the lifting of many restrictions its PMI remained well above breakeven at 59.0, albeit below July's 59.8 which was the highest reading since June 2006. Services activity in Germany, Europe's largest economy, expanded at a strong pace as businesses which had been hit by coronavirus

lockdowns catered for pent-up demand, although staff shortages and costs pressures put a dent in France's growth. (Reuters)

- **Caixin PMI: China's August services activity slumps into contraction** – Activity in China's services sector slumped into sharp contraction in August, a private survey showed on Friday, as restrictions to curb the COVID-19 Delta variant threatened to derail the recovery in the world's second-biggest economy. The Caixin/Markit services Purchasing Managers' Index (PMI) fell to 46.7 in August from 54.9 in July, plunging to the lowest level since the pandemic's first wave in April 2020. The 50-point mark separates growth from contraction on a monthly basis. The grim readings in the private survey, which focuses more on smaller firms in coastal regions, tally with findings in an official survey earlier this week which also showed growth in the services sector slipped into contraction. China's services sector was slower to recover from the pandemic than manufacturing, but has been helped by a gradual improvement in consumption in recent months. The country appears to have largely contained the latest coronavirus outbreaks of the more infectious Delta variant, with just one locally transmitted case reported on September 1 after several days of zero cases. But it spurred authorities across the country to impose measures including mass testing for millions of people as well as travel restrictions of varying degrees in August, hitting especially the catering, transportation, accommodation and entertainment industries. (Reuters)

#### Regional

- **GCC equity markets broadly positive in August, UAE indices top** – Most GCC equity markets, barring Oman, reported gains during August, according to the GCC Markets Monthly Report by Kamco Investment. The MSCI GCC index posted gains for the tenth consecutive month during the month backed by gains in key large-cap sectors. The index closed at a seven-year high level on 17 August but as investors booked profits, the index receded towards the end of the month to close at 708.48 points, registering a monthly gain of 4.3%. This further pushed year-to-date (YTD) gains to 28.6% for the aggregate GCC index. UAE exchanges reported the highest gains of 5% during the month. Qatar and Kuwaiti benchmarks followed with monthly gains of 3.2% and 3.1%, respectively. (Zawya)
- **Oil flows from 32 countries and regions fell 563k bpd in August** – The world's largest oil exporters saw their collective shipments slump last month amid sharp declines in flows from West Africa, Kazakhstan and Kuwait. Tanker tracking compiled by Bloomberg from 32 countries and regions – accounting for roughly 85% of the world's seaborne oil exports – shows shipments dipped to 33.46mn barrels a day in August. That is a decline of 569,000 bpd from July. The decrease runs counter to plans by the OPEC and allied producers, who have a pact to collectively increase output by 400,000 bpd each month. (Bloomberg)
- **Oil output hike, price rebound to lift Gulf economies** – OPEC + decision on Wednesday to press ahead with raising output on the back of an oil price rebound will help to lift the Gulf economies further, analysts at Capital Economics said on Thursday. Higher oil output and increasing prices will mechanically support stronger GDP growth in the Gulf economies going forward. Analysts expect Brent crude to fall back to \$60 per barrel by the end of 2022 leading to higher oil export revenues in 2021 and consequently further improving budget and current account positions. "Against this backdrop, we expect that policymakers in the Gulf will take steps to loosen fiscal policy. Coming alongside high vaccine coverage in most countries, this underpins our view that the Gulf economies will record strong recoveries over the coming quarters. Our GDP growth forecasts for 2022 generally lie above the consensus," Capital Economics analysts said. (Zawya)
- **Asia, Mideast utilities turn to dirtier fuel as LNG prices bite** – Surging liquefied natural gas (LNG) prices are prompting utilities across Asia and the Middle East to burn more high-sulphur fuel oil (HSFO) than usual to meet increased power demand during summer, analysts and traders said. The move towards the cheaper but more polluting HSFO highlights the problems faced by developing countries which have to grapple with the economics of lower costs versus meeting emission-cutting standards. The strong demand for the residual fuel oil could last beyond the summer as the global economic recovery from the coronavirus gathers momentum and global LNG prices hold firm at more than twice where they averaged in 2020, the analysts said. (Reuters)
- **Saudi's SRC signs \$533mn refinance deal with social insurance agency** – The Saudi Real Estate Refinance Company (SRC), the Saudi equivalent of US mortgage finance business Fannie Mae, said on Saturday it had reached a refinancing deal with the country's largest social insurance agency worth SR2bn. Under the deal, the portfolio of a housing program backed by the General Organisation for Social Insurance (GOSI), Masakin, will be refinanced. Masakin provides fixed-rate murabaha home financing for state and private sector workers as well as pensioners. Masakin is managed by home financing company Dar Al Tamleek. "The partnership with GOSI further accelerates our purpose of achieving greater home ownership in the Kingdom," SRC's Chief Executive Fabrice Susini said in a statement. (Reuters)
- **SPA: Saudi PIF, Tadawul to set up exchange for carbon offset market** – Saudi Arabian sovereign wealth fund Public Investment Fund and the Saudi stock exchange Tadawul plan to establish a voluntary exchange in Riyadh for offsets and carbon credits within the Middle East and North Africa Region, the state news agency SPA reported on Friday. This initiative aims to be the primary destination and main platform for companies and institutes that target reducing their emissions, or contributing towards the reduction, SPA said. Saudi Arabia's Crown Prince Mohammed bin Salman has said in the past the kingdom aims to reduce its carbon emissions by generating 50% of the country's energy from renewables by 2030. (Reuters)
- **Emaar The Economic City debt conversion gives Saudi PIF 25% stake** – Saudi Arabia's sovereign wealth fund PIF will hold a 25% stake in Emaar the Economic City (EEC) after the company issues 283.3mn new ordinary shares to PIF in lieu of the fund repaying the Saudi finance ministry a loan for EEC, EEC said on Thursday. EEC, linked to Dubai property developer Emaar and working on Saudi Arabia's King Abdullah Economic City, will now owe the SR2.833bn loan to PIF instead of the finance ministry following the capital increase via debt conversion, the company said in a bourse filing. The new shares of EEC being issued to PIF will have a nominal value of SR10 per share, a nearly 21% discount to the share's closing price of SR12.64 on Thursday. The deal will make PIF EEC's biggest shareholder, according to Refinitiv data, with the current biggest investor holding 16.43%. (Reuters)
- **Saudi Arabia's ACWA Power launches \$1bn IPO** – Saudi Arabian utility developer ACWA Power announced its intention to float on the Riyadh bourse in an initial public offering (IPO) sources have said could raise more than \$1bn. The company, which is half-owned by the kingdom's sovereign wealth fund, plans to issue 85.3mn shares, representing 11.67% of the company after a capital increase. Just over 81.2mn shares, representing 11.1% of the company, will be offered to the public. Around 4.14mn shares, representing 0.57% of the company, will

be allocated to certain employees of the company and its subsidiaries as part of its employee IPO grant plan. (Reuters)

- **Saudi ceramic tiles market set for solid growth over next five years** – Saudi Arabia's ceramic tiles market is poised for solid growth over the next five years mainly due to key factors such as surging demand for construction and involvement of infrastructure industry for the increasing developments in the country, according to TechSci, a research based global management consulting firm. The kingdom's ceramic tiles market has shown promising growth in historical years until 2019 and is expected to continue this growth momentum in upcoming forecast years 2021 to 2026, it stated. Moreover, evolving infrastructure in the commercial section like buildings for hospitals, law enforcement agencies, etc. is further aiding the growth of the market, said TechSci report. (Zawya)
- **Saudi Burgerizzr sets final IPO price at SR165 per share** – The Saudi restaurant chain completes the book-building process with a coverage ratio of 6,646%. 725,000 ordinary shares were fully subscribed, representing 29% of the company's total shares. Date of listing has not been announced. Emirates NBD Capital acted as financial adviser and lead manager. (Bloomberg)
- **Choice Hotels Europe to open 10 hotels in Saudi Arabia in next five years** – Choice Hotels Europe will open at least 10 hotels in Saudi Arabia within the next five years, Hotel Business reported on Wednesday. Choice Hotels Europe is repositioning itself as Choice Hotels EMEA as it continues its master license agreement with Seera Hospitality, a fully owned subsidiary of Seera Holding Group, a publicly listed travel company in the Middle East and North Africa (MENA) region. There are currently several identified projects for Choice Hotels brands throughout Saudi Arabia in various stages of development, as part of the agreement. The first three properties — Clarion Jeddah Airport, Comfort King Road Jeddah and Comfort Olaya Riyadh — are due to open at the end of this year and are available to pre-book now. (Zawya)
- **BRI: SABIC, China's FJPEC in JV pact for \$6bn petrochemical complex** – China's Fujian Petrochemical Industrial Group Company (FJPEC) and Saudi petrochemical giant SABIC have signed joint venture agreement to build a mega petrochemical complex in east China, state-owned news agency Xinhua reported last week. The report, dated 27 August, said the \$6bn steam cracker and ethylene downstream project would be built at Gulei Industrial Park in the Fujian Province. The ethylene production capacity would be 1.5mn tons, the report said. Fujian Petrochemical Company (FPCL), a 50:50 JV between FJPEC and Sinopec, owns a 50% stake in Fujian Refining & Petrochemical Company Ltd (FREP), a joint venture with ExxonMobil China (25%) and Saudi Aramco Sino Company (25%), according to FREP's website. SABIC is the chemicals arm of Aramco, following Aramco's acquisition of a 70% stake in the company in June 2020. (Zawya)
- **UAE's non-oil trade with Arab countries up to \$52bn in H1 2021** – Abdulla bin Touq Al Marri, Minister of Economy, represented the UAE in the 108th meeting of the Arab League's Economic and Social Council, which was held today at the HQ of the Arab League Secretariat-General in Cairo. During the meeting, Al Marri highlighted the UAE's keenness, upon the directives of its leadership, to achieving the development goals of Arab countries in line with the Council's recommendations. He called for greater efforts to increase intra-Arab trade, underlining the UAE's support for all relevant regional efforts, made within the Greater Arab Free Trade Area (GAFTA) and the Arab Customs Union. In 2020, trade between Arab countries and the rest of the world amounted to around US\$1.27tn, with the UAE accounting for 25% thereof. In 1H2021, the non-oil trade

between the UAE and Arab countries grew 29% to AED191bn, from AED148bn in same period of 2020. (Zawya)

- **Trading arm of UAE's ADNOC secures \$1.2bn credit facility** – Abu Dhabi National Oil Company (ADNOC) said on Thursday its trading arm has closed a \$1.2bn credit facility with a group of seven local and international banks. The loan will be used to finance ADNOC Global Trading's trade flows and growth, ADNOC said in a post on LinkedIn. The banks involved in the deal are Standard Chartered, HSBC, Abu Dhabi Commercial Bank, Deutsche Bank, Societe Generale, SMBC and UniCredit Bank, ADNOC said. "The oversubscription of the latest credit facility demonstrates the trust in AGT and its strong shareholding structure," the state-owned oil company said, without disclosing by how much the deal was oversubscribed. (Reuters)
- **Mubadala-Backed EGA taps banks for IPO at \$15bn value** – Emirates Global Aluminum, the Middle East's biggest producer of the metal, is poised to select three US banks as lead underwriters for its potential initial public offering, people with knowledge of the matter said. The company, which is backed by sovereign fund Mubadala Investment Co., is preparing to bring on Citigroup Inc., Goldman Sachs Group Inc. and JPMorgan Chase & Co. to arrange the planned IPO, the people said. A share sale could value EGA at more than \$15bn, according to the people, who asked not to be identified because the information is private. Emirates Global Aluminum Sees Profit Soar Ahead of Possible IPO. Emirates NBD Bank PJSC and First Abu Dhabi Bank PJSC are also expected to have roles on the offering, one of the people said. EGA may add more banks to the listing at a later stage, according to the people. Deliberations are ongoing, and there's no certainty EGA's owners will decide to proceed with the listing, the people said. (Bloomberg)
- **UAE-Israel ties deepen as Mubadala buys gas stake for \$1bn** – Delek Drilling LP agreed to sell a stake in a natural-gas field to Mubadala Investment Co. for \$1bn, marking the biggest deal between Israel and the UAE since they normalized ties last year. Tel Aviv-based Delek's shares jumped after it said it would sell its 22% stake in the Tamar offshore field to Mubadala, an Abu Dhabi wealth fund with \$243bn of assets. The stock rose 4.8% to 5.02 shekels by 1.48 p.m. in Tel Aviv. Israel and the UAE's political deal in August 2020 was an historic breakthrough, hailed by leaders including then-US President Donald Trump as a step toward forging peace in the Middle East. The UAE was the first Arab nation after Egypt and Jordan to recognize Israel. The Israeli government said the Abraham Accords would lead tons of dollars of investment in the country. Bahrain, Morocco and Sudan have since then also recognized Israel, following intense diplomacy from the US. (Bloomberg)
- **UAE's Majid Al Futtaim expands footprint in Oman; offers 3,500 jobs** – UAE's Majid Al Futtaim has opened thousands of employment opportunities for jobseekers in the region with the opening of its latest retail destination in Oman, the conglomerate has confirmed. The Mall of Oman opened its doors to the public on Wednesday, further expanding MAF's regional presence that includes 29 existing shopping centers across the GCC. Husam Al Mandhari, director of shopping malls in Oman at MAF, said a total of 3,500 new jobs have been created so far because of the new venture. However, he didn't confirm if the new jobs have already been filled. "This is another achievement for us as we continue to position ourselves as a retail pioneer that offers unique experiences and unmatched value while contributing to the local economy," he said. (Zawya)
- **BRICS-backed New Development Bank admits UAE as new member** – The New Development Bank (NDB), founded by BRICS states Brazil, Russia, India China and South Africa, has

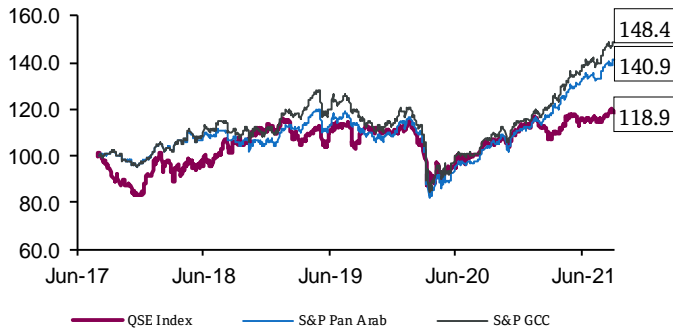
admitted the United Arab Emirates (UAE) as its new member. "We warmly welcome the UAE into the NDB family. It's a particular honor that the UAE joins us on the occasion of its Golden Jubilee celebration. These 50 years have seen the UAE rise as one of the world's most innovative and dynamic economies," said Marcos Troyjo, president of NDB. The multilateral bank supports projects of member countries through guarantees, loans and other financial instruments. Since its inception six years ago, NDB has approved about 80 projects totaling a portfolio of \$30bn. In a statement, NDB said it is increasing its membership in line with its strategy to become the "premier development institution" for emerging economies. "The UAE will have in NDB a new platform to foster cooperation in infrastructure and sustainable development with BRICS and upcoming new members," it said. (Zawya)

- **UAE to announce 50 projects to support economy in September** – UAE will announce national projects with economic benefits in September, Prime Minister Sheikh Mohammed Bin Rashid Al Maktoum says on his Twitter account. (Bloomberg)
- **\$2.55bn of weeklong real estate transactions in Dubai** – A total of 1,667 real estate and properties transactions were valued at AED9.4bn in total during the week ending 02 September 2021, according to Dubai Land Department (DLD). The DLD weekly report said 146 plots were sold for AED 2.26bn, 1,080 apartments and villas were sold for AED2.25bn. The top three transactions were a land in Marsa Dubai sold for AED658.5mn, followed by a land that was sold for AED 325mn in Al Murqabat, and a land sold for AED658.5mn in Marsa Dubai in third place. Jabal Ali First recorded the most transactions for this week by 40 sales transactions worth AED 89.57mn, followed by Ras Al Khor with 30 sales transactions worth AED 688.63mn, and Wadi Al Safa 5 with 14 sales transactions worth AED 68mn in third place. (Zawya)
- **Abu Dhabi exchange signs tech agreement with Nasdaq to launch derivatives** – Abu Dhabi Securities Exchange (ADX) has signed an agreement with Nasdaq to deliver marketplace technology solutions, as part of its plans to launch a derivatives market. Under the agreement Nasdaq will deliver technology solutions, including matching, real-time clearing and settlement technology, according to a statement from ADX Wednesday. The exchange plans to launch single stock futures and index futures in the fourth quarter of this year before expanding to a wider range of derivative products. The initiative will further diversify investment avenues and provide investors with hedging tools for effective risk management, it said. (Zawya)
- **Adnoc lowers Murban official crude price to \$69.73 per barrel for October** – Adnoc has set the official selling price of flagship Murban crude at \$69.73/bbl for October sales, according to a statement from the company. That compares with \$73.50/bbl for September. (Bloomberg)
- **Abu Dhabi's TAQA looks to sell UK, Dutch oil and gas assets** – Abu Dhabi National Energy Co. (TAQA) has begun a process to sell its oil and gas assets in the Netherlands and the UK, according to documents seen by Bloomberg. The company, also known as TAQA, wants to divest itself of at least 17 fields plus stakes in the Sullom Voe shipping terminal, and the Brent and SAGE pipelines in the UK. In a separate sales process, it is offering 32 Dutch oil and gas licenses, of which five are directly operated by the company. TAQA's oil and gas business was hit hard by the coronavirus pandemic, with earnings in 2020 dropping some 30%. On Wednesday, the company said it was carrying out a strategic review of its oil and gas operations, which include onshore and offshore exploration and production stretching from the UK. to Iraq's Kurdistan. Bloomberg first

reported in March that it was considering selling assets. (Bloomberg)

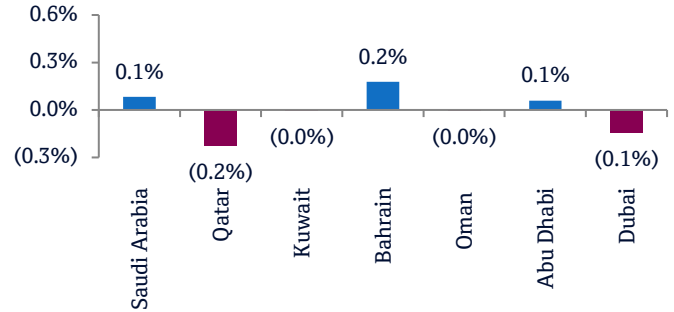
- **Oman budget deficit down sharply YoY in July** – Oman posted a year-to-date budget deficit of OM1.2bn in July, a 22.2% annual decline in its fiscal shortfall, the ministry of finance said, as the country starts reaping the benefits of fiscal consolidation reforms. Oman's revenues increased marginally by 0.5% in the year to the end of July when compared to the same period in 2020, while oil revenues went up by 3.4% on the back of a rebound in crude prices after the coronavirus-driven slump in 2020. "As fiscal consolidation continues, the public spending continues to decline," the ministry said in a statement on Thursday. Total spending was down by 4.7% in the year to July, compared to the same period a year earlier. (Reuters)
- **Ahli Bank Kuwait names Jihad Al-Humaidhi as CEO** – Central bank approves the appointment of Jihad Saud Abdulaziz Al-Humaidhi as CEO. Also approves appointment of Hisham Zaghoul Mohamed Abdulmuttaleb as senior deputy CEO. (Bloomberg)
- **Investcorp generates enterprise value of \$4bn from two N.America sales** – Bahrain-based Investcorp said on Thursday it had generated an enterprise value of \$4bn from the recent sale of two North American businesses - workforce management firm PRO Unlimited and Arrowhead Engineered Products. "We confirm that the aggregate enterprise value is \$4bn for the 2 PE (private equity) exits in North America (Pro Unlimited and Arrowhead)," a company spokesperson said in an email. Investcorp said it and funds managed by Harvest Partners had completed the sale of PRO Unlimited to EQT Private Equity, while Riverside, which focuses on the smaller end of the middle market, and Investcorp announced the sale of Arrowhead Engineered Products (AEP) to Genstar. Investcorp last month posted a net profit of \$124mn for its financial year ending June 30, rebounding from a loss a year earlier, citing strong activity across its core businesses that helped boost fee and asset-based income. (Reuters)
- **BNA: Bahrain reshuffles Future Generations Reserve fund** – Bahrain's King Hamad ordered on Thursday a recomposition of the council overseeing the Gulf Country's Future Generations Reserve fund, under the chairmanship of the finance minister, the state-run news agency BNA reported. (Zawya)

## Rebased Performance



Source: Bloomberg

## Daily Index Performance



Source: Bloomberg

Asset/Currency Performance	Close (\$)	1D%	WTD%	YTD%
Gold/Ounce	1,827.73	1.0	0.6	(3.7)
Silver/Ounce	24.72	3.4	2.9	(6.4)
Crude Oil (Brent)/Barrel (FM Future)	72.61	(0.6)	(0.1)	40.2
Crude Oil (WTI)/Barrel (FM Future)	69.29	(1.0)	0.8	42.8
Natural Gas (Henry Hub)/MMBtu	4.71	1.7	8.8	97.1
LPG Propane (Arab Gulf)/Ton	119.38	0.7	4.5	58.6
LPG Butane (Arab Gulf)/Ton	145.25	(1.5)	10.2	109.0
Euro	1.19	0.0	0.7	(2.8)
Yen	109.71	(0.2)	(0.1)	6.3
GBP	1.39	0.3	0.8	1.5
CHF	1.09	0.0	(0.3)	(3.2)
AUD	0.75	0.8	2.0	(3.0)
USD Index	92.04	(0.2)	(0.7)	2.3
RUB	72.73	(0.2)	(1.1)	(2.3)
BRL	0.19	(0.2)	0.3	0.1

Source: Bloomberg

Global Indices Performance	Close	1D%*	WTD%*	YTD%*
MSCI World Index	3,163.99	0.1	1.0	17.6
DJ Industrial	35,369.09	(0.2)	(0.2)	15.6
S&P 500	4,535.43	(0.0)	0.6	20.7
NASDAQ 100	15,363.52	0.2	1.5	19.2
STOXX 600	471.93	(0.4)	0.7	15.0
DAX	15,781.20	(0.2)	0.3	11.3
FTSE 100	7,138.35	(0.1)	0.6	12.3
CAC 40	6,689.99	(0.9)	0.9	17.2
Nikkei	29,128.11	2.4	5.5	(0.0)
MSCI EM	1,315.91	0.3	3.4	1.9
SHANGHAI SE Composite	3,581.73	(0.4)	1.9	4.3
HANG SENG	25,901.99	(0.7)	2.1	(5.1)
BSE SENSEX	58,129.95	0.5	4.2	21.8
Bovespa	116,933.20	(0.1)	(2.7)	(1.9)
RTS	1,734.16	0.4	4.2	25.0

Source: Bloomberg (\*\$ adjusted returns)

## Contacts

### QNB Financial Services Co. W.L.L.

Contact Center: (+974) 4476 6666

[info@qnbfs.com.qa](mailto:info@qnbfs.com.qa)

Doha, Qatar

### Saugata Sarkar, CFA, CAIA

Head of Research

[saugata.sarkar@qnbfs.com.qa](mailto:saugata.sarkar@qnbfs.com.qa)

### Shahan Keushgerian

Senior Research Analyst

[shahan.keushgerian@qnbfs.com.qa](mailto:shahan.keushgerian@qnbfs.com.qa)

### Mehmet Aksoy, PhD

Senior Research Analyst

[mehmet.aksoy@qnbfs.com.qa](mailto:mehmet.aksoy@qnbfs.com.qa)

**Disclaimer and Copyright Notice:** This publication has been prepared by QNB Financial Services Co. W.L.L. ("QNBFS") a wholly-owned subsidiary of Qatar National Bank (Q.P.S.C.). QNBFS is regulated by the Qatar Financial Markets Authority and the Qatar Exchange. Qatar National Bank (Q.P.S.C.) is regulated by the Qatar Central Bank. This publication expresses the views and opinions of QNBFS at a given time only. It is not an offer, promotion or recommendation to buy or sell securities or other investments, nor is it intended to constitute legal, tax, accounting, or financial advice. QNBFS accepts no liability whatsoever for any direct or indirect losses arising from use of this report. Any investment decision should depend on the individual circumstances of the investor and be based on specifically engaged investment advice. We therefore strongly advise potential investors to seek independent professional advice before making any investment decision. Although the information in this report has been obtained from sources that QNBFS believes to be reliable, we have not independently verified such information and it may not be accurate or complete. QNBFS does not make any representations or warranties as to the accuracy and completeness of the information it may contain, and declines any liability in that respect. For reports dealing with Technical Analysis, expressed opinions and/or recommendations may be different or contrary to the opinions/recommendations of QNBFS Fundamental Research as a result of depending solely on the historical technical data (price and volume). QNBFS reserves the right to amend the views and opinions expressed in this publication at any time. It may also express viewpoints or make investment decisions that differ significantly from, or even contradict, the views and opinions included in this report. This report may not be reproduced in whole or in part without permission from QNBFS.

**COPYRIGHT:** No part of this document may be reproduced without the explicit written permission of QNBFS