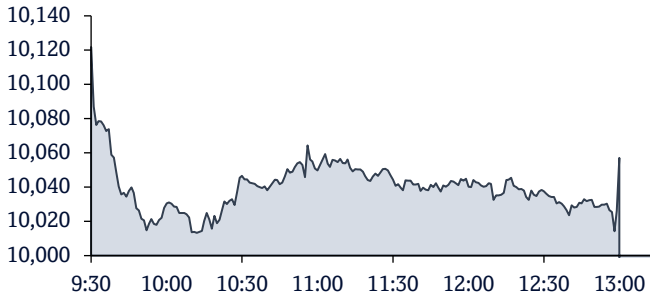


### QSE Intra-Day Movement



### Qatar Commentary

The QE Index declined 0.7% to close at 10,057.1. Losses were led by the Real Estate and Industrials indices, falling 1.8% and 1.5%, respectively. Top losers were Gulf International Services and Qatari German Co for Med. Devices, falling 4.9% and 4.3%, respectively. Among the top gainers, Qatar Navigation gained 0.3%, while Qatar Gas Transport Company Ltd. was up 0.2%.

### GCC Commentary

**Saudi Arabia:** The TASI Index fell 2.4% to close at 11,754.4. Losses were led by the Capital Goods and Commercial & Professional Svc indices, falling 5.6% and 4.4%, respectively. Kingdom Holding Co. declined 10.0%, while Al Taiseer Group Talco Industrial Co. was down 9.9%.

**Dubai:** The market was closed on August 4, 2024.

**Abu Dhabi:** The market was closed on August 4, 2024.

**Kuwait:** The Kuwait All Share Index fell 2.0% to close at 7,070.7. The Technology index declined 4.9%, while the Consumer Services index fell 2.7%. Kuwait And Middle East Financial Investment Co. declined 9.0%, while Osos Holding Group Company was down 7.7%.

**Oman:** The MSM 30 Index fell 0.4% to close at 4,647.2. Losses were led by the Industrial and Services indices, falling 0.9% and 0.5%, respectively. National Gas Company declined 8.1%, while Oman Flour Mills was down 7.5%.

**Bahrain:** The BHB Index fell 1.0% to close at 1,951.3. GFH Financial Group declined 3.9%, while National Bank of Bahrain was down 2.3%.

QSE Top Gainers	Close*	1D%	Vol. '000	YTD%
Qatar Navigation	12.000	0.3	463.2	23.7
Qatar Gas Transport Company Ltd.	4.499	0.2	1,262.5	27.8
Lesha Bank	1.300	0.2	12,629.1	(1.7)

QSE Top Volume Trades	Close*	1D%	Vol. '000	YTD%
Lesha Bank	1.300	0.2	12,629.1	(1.7)
Mesaieed Petrochemical Holding	1.620	(2.9)	12,109.1	(9.4)
Qatar Aluminum Manufacturing Co.	1.263	(2.0)	11,815.6	(9.8)
Masraf Al Rayan	2.294	(1.0)	11,804.6	(13.6)
Baladna	1.367	(2.4)	9,469.9	11.7

Regional Indices	Close	1D%	WTD%	MTD%	YTD%	Exch. Val. Traded (\$ mn)	Exchange Mkt. Cap. (\$ mn)	P/E**	P/B**	Dividend Yield
Qatar*	10,057.13	(0.7)	(0.7)	(1.0)	(7.1)	102.8	159,255.0	11.3	1.3	4.9
Dubai	4,237.28	(1.0)	(1.0)	(0.7)	4.4	107.78	194,366.4	8.3	1.3	5.7
Abu Dhabi	9,292.20	(0.8)	(0.8)	(0.5)	(3.0)	245.75	699,978.6	18.6	2.7	2.1
Saudi Arabia	11,754.37	(2.4)	(2.4)	(2.9)	(1.8)	1,720.31	2,643,107.3	20.4	2.4	3.6
Kuwait	7,070.68	(2.0)	(2.0)	(2.3)	3.7	177.34	153,769.7	18.1	1.7	3.3
Oman	4,647.20	(0.4)	(0.4)	(0.3)	2.9	3.65	23,739.3	11.9	0.9	5.4
Bahrain	1,951.33	(1.0)	(1.0)	(0.9)	(1.0)	3.30	20,321.3	7.5	0.6	8.6

Source: Bloomberg, Qatar Stock Exchange, Tadawul, Muscat Securities Market and Dubai Financial Market (\*\* TTM; \* Value traded (\$ mn) do not include special trades if any)

Market Indicators	04 Aug 24	01 Aug 24	%Chg.
Value Traded (QR mn)	374.1	291.3	28.4
Exch. Market Cap. (QR mn)	580,798.8	585,810.1	(0.9)
Volume (mn)	148.1	116.8	26.7
Number of Transactions	12,673	11,766	7.7
Companies Traded	52	50	4.0
Market Breadth	03:45	16:30	-

Market Indices	Close	1D%	WTD%	YTD%	TTM P/E
Total Return	22,776.96	(0.7)	(0.7)	(2.0)	11.4
All Share Index	3,552.07	(0.7)	(0.7)	(2.1)	12.2
Banks	4,311.70	(0.4)	(0.4)	(5.9)	9.2
Industrials	4,080.39	(1.5)	(1.5)	(0.9)	16.7
Transportation	5,545.40	0.2	0.2	29.4	26.6
Real Estate	1,498.87	(1.8)	(1.8)	(0.2)	12.5
Insurance	2,266.74	(0.3)	(0.3)	(13.9)	167.0
Telecoms	1,630.19	(0.7)	(0.7)	(4.4)	9.0
Consumer Goods and Services	7,494.40	(1.2)	(1.2)	(1.1)	235.6
Al Rayan Islamic Index	4,654.77	(1.1)	(1.1)	(2.3)	14.3

GCC Top Gainers**	Exchange	Close*	1D%	Vol. '000	YTD%
Co. for Cooperative Ins.	Saudi Arabia	154.00	8.0	1,067.2	18.3
Makkah Const. & Dev. Co.	Saudi Arabia	118.00	1.0	132.9	58.8
Abraj Energy Services	Oman	0.29	0.3	126.0	(1.7)
Qatar Gas Transport Co. Ltd	Qatar	4.50	0.2	1,262.5	27.8
Dar Al Arkan Real Estate	Saudi Arabia	13.50	0.1	4,031.3	(4.9)

GCC Top Losers**	Exchange	Close*	1D%	Vol. '000	YTD%
Kingdom Holding Co.	Saudi Arabia	8.28	(10.)	3,290.8	15.8
ADES Holdings	Saudi Arabia	19.00	(6.0)	4,503.8	(20.8)
Burgan Bank	Kuwait	182.00	(5.2)	4,634.6	11.1
Power & Water Utility Co.	Saudi Arabia	59.00	(4.5)	395.5	(9.0)
Tadawul Group Holdings Co.	Saudi Arabia	220.00	(4.4)	122.6	17.8

Source: Bloomberg (# in Local Currency) (\*\* GCC Top gainers/losers derived from the S&P GCC Composite Large Mid Cap Index)

QSE Top Losers	Close*	1D%	Vol. '000	YTD%
Gulf International Services	3.300	(4.9)	6,270.5	19.6
Qatari German Co for Med. Devices	1.743	(4.3)	9,426.3	20.1
Aamal Company	0.760	(4.2)	2,088.4	(10.1)
Qatar Oman Investment Company	0.733	(4.1)	1,258.0	(22.9)
Qatar Cinema & Film Distribution	2.602	(3.7)	0.6	(10.3)

QSE Top Value Trades	Close*	1D%	Val. '000	YTD%
QNB Group	15.400	0.0	47,447.9	(6.8)
Dukhan Bank	3.667	(2.3)	30,472.2	(7.7)
Masraf Al Rayan	2.294	(1.0)	27,165.1	(13.6)
Gulf International Services	3.300	(4.9)	21,219.9	19.6
Mesaieed Petrochemical Holding	1.620	(2.9)	19,740.8	(9.4)

### Qatar Market Commentary

- The QE Index declined 0.7% to close at 10,057.1. The Real Estate and Industrials indices led the losses. The index fell on the back of selling pressure from GCC and Arab shareholders despite buying support from Qatari and Foreign shareholders.
- Gulf International Services and Qatari German Co for Med. Devices were the top losers, falling 4.9% and 4.3%, respectively. Among the top gainers, Qatar Navigation gained 0.3%, while Qatar Gas Transport Company Ltd. was up 0.2%.
- Volume of shares traded on Sunday rose by 26.7% to 148.1mn from 116.8mn on Thursday. Further, as compared to the 30-day moving average of 133.6mn, volume for the day was 10.8% higher. Lasha Bank and Mesaieed Petrochemical Holding were the most active stocks, contributing 8.5% and 8.2% to the total volume, respectively.

Overall Activity	Buy%*	Sell%*	Net (QR)
Qatari Individuals	39.00%	43.54%	(17,004,477.52)
Qatari Institutions	32.84%	21.22%	43,481,942.71
<b>Qatari</b>	<b>71.84%</b>	<b>64.77%</b>	<b>26,477,465.19</b>
GCC Individuals	0.25%	1.09%	(3,140,853.39)
GCC Institutions	3.76%	5.79%	(7,598,899.14)
<b>GCC</b>	<b>4.01%</b>	<b>6.88%</b>	<b>(10,739,752.53)</b>
Arab Individuals	11.32%	15.58%	(15,915,162.49)
Arab Institutions	0.03%	0.00%	126,500.00
<b>Arab</b>	<b>11.36%</b>	<b>15.58%</b>	<b>(15,788,662.49)</b>
Foreigners Individuals	2.31%	3.10%	(2,952,107.84)
Foreigners Institutions	10.48%	9.67%	3,003,057.67
<b>Foreigners</b>	<b>12.79%</b>	<b>12.77%</b>	<b>50,949.83</b>

Source: Qatar Stock Exchange (\*as a% of traded value)

### Earnings Releases and Earnings Calendar

#### Earnings Releases

Company	Market	Currency	Revenue (mn) 2Q2024	% Change YoY	Operating Profit (mn) 2Q2024	% Change YoY	Net Profit (mn) 2Q2024	% Change YoY
Anaam International Holding Group	Saudi Arabia	SR	12	-1%	2	-12%	-0.4	NA
Bawan Co.	Saudi Arabia	SR	632	-17%	29	-19%	23	-7%

#### Earnings Calendar

Tickers	Company Name	Date of reporting 2Q2024 results	No. of days remaining	Status
QOIS	Qatar Oman Investment Company	05-Aug-24	0	Due
MERS	Al Meera Consumer Goods Company	05-Aug-24	0	Due
DBIS	Dlala Brokerage & Investment Holding Company	05-Aug-24	0	Due
IGRD	Estithmar Holding	06-Aug-24	1	Due
QGTS	Qatar Gas Transport Company Limited (Nakilat)	06-Aug-24	1	Due
QAMC	Qatar Aluminum Manufacturing Company	06-Aug-24	1	Due
QIGD	Qatari Investors Group	06-Aug-24	1	Due
BEMA	Damaan Islamic Insurance Company	07-Aug-24	2	Due
MRDS	Mazaya Qatar Real Estate Development	08-Aug-24	3	Due
ZHCD	Zad Holding Company	08-Aug-24	3	Due
QNCD	Qatar National Cement Company	11-Aug-24	6	Due
MHAR	Al Mahhar Holding	11-Aug-24	6	Due
QNNS	Qatar Navigation (Milaha)	12-Aug-24	7	Due
DOHI	Doha Insurance	12-Aug-24	7	Due
QCFS	Qatar Cinema & Film Distribution Company	12-Aug-24	7	Due
SIIS	Salam International Investment Limited	12-Aug-24	7	Due
WDAM	Widam Food Company	12-Aug-24	7	Due
QATI	Qatar Insurance Company	14-Aug-24	9	Due
MCCS	Mannai Corporation	14-Aug-24	9	Due
QLMI	QLM Life & Medical Insurance Company	14-Aug-24	9	Due

### Qatar

- QEWS posts 1.8% YoY decrease but 13.4% QoQ increase in net profit in 2Q2024, beats our estimate** - Qatar Electricity & Water Company's (QEWS) net profit declined 1.8% YoY (but rose 13.4% on QoQ basis) to QR361.2mn in 2Q2024, beating our estimate of QR352.3mn (variation of +2.5%). The company's revenue came in at QR720.6mn in 2Q2024, which represents an increase of 2.7% YoY (+8.4% QoQ). EPS amounted to QR0.33 in 2Q2024 as compared to QR0.33 in 2Q2023. (QNBFS, QSE)
- QIMD posts 26.9% YoY decrease but 18.2% QoQ increase in net profit in 2Q2024** - Qatar Industrial Manufacturing Company's (QIMD) net profit declined 26.9% YoY (but rose 18.2% on QoQ basis) to QR43.1mn in

2Q2024. The company's sales came in at QR109.9mn in 2Q2024, which represents a decrease of 12.5% YoY (-7.1% QoQ). EPS amounted to QR0.09 in 2Q2024 as compared to QR0.12 in 2Q2023. (QSE)

- Aamal Company announces a strategic partnership between its subsidiary, Aamal Medical, and Avey Aimed at advancing healthcare innovation in Qatar** - Aamal Company, one of the region's leading diversified companies, has announced a new strategic partnership between its subsidiary, Aamal Medical, and Avey, a global innovator in AI health technology. This collaboration aims to transform healthcare in Qatar using advanced AI solutions. (QSE)

- **Qatar Navigation ("Milaha"): To disclose its Semi-Annual financial results on August 12** - Qatar Navigation ("Milaha") to disclose its financial statement for the period ending 30th June 2024 on 12/08/2024. (QSE)
- **Qatar Navigation ("Milaha") to hold its investor relations conference call on August 14 to discuss the financial results** - Qatar Navigation ("Milaha") announces that the conference call with the Investors to discuss the financial results for the Semi-Annual 2024 will be held on 14/08/2024 at 02:00 pm, Doha Time. (QSE)
- **Al Mahhar Holding: To disclose its Semi-Annual financial results on August 11** - Al Mahhar Holding to disclose its financial statement for the period ending 30th June 2024 on 11/08/2024. (QSE)
- **Mesaieed Petrochemical Holding Co: Board of directors meeting on August 12** - The Mesaieed Petrochemical Holding Co has announced that its Board of Directors will be holding a meeting on 12/08/2024 to discuss the financial results for the period ended 30/06/2024, in addition to the proposal for the distribution of interim dividends. (QSE)
- **Mesaieed Petrochemical Holding Co to hold its investor relations conference call on August 18 to discuss the financial results** - Mesaieed Petrochemical Holding Co announces that the conference call with the Investors to discuss the financial results for the Semi-Annual 2024 will be held on 18/08/2024 at 01:30 pm, Doha Time. (QSE)
- **Industries Qatar: Board of directors meeting on August 12** - The Industries Qatar has announced that its Board of Directors will be holding a meeting on 12/08/2024 to discuss the financial results for the period ended 30/06/2024, in addition to the proposal for the distribution of interim dividends. (QSE)
- **Industries Qatar holds its investors relation conference call on August 15 to discuss the financial results** - Industries Qatar announces that the conference call with the Investors to discuss the financial results for the Semi-Annual 2024 will be held on 15/08/2024 at 01:30 pm, Doha Time. (QSE)
- **OFTI aims to address untapped potential in Mena digital payment market through 'walleii' app** - Ooredoo Financial Technology International (OFTI) aims to build an integrated marketplace through the 'walleii' mobile money app to address the untapped potential in the Mena digital payment market. According to OFTI, this will be financially empowering people and businesses in the Mena region. In its report outlining H1 financial results, Ooredoo Group had said OFTI, which is a wholly owned fintech holding company, continued to make strides in driving financial inclusion in the Mena region. In Q2 2024, OFTI obtained a payment service provider (PSP) license in Oman and has since commenced with a go-live with friends and family soft launch. The Group is pursuing license applications in Kuwait, Iraq, and Tunisia in 2024. The company launched its brand 'walleii by Ooredoo' in Oman, the first mobile money app that offers a remittance marketplace, enabling users (Ooredoo and non-Ooredoo customers) to make payments as well as send and receive money both domestically and internationally. In the report, Ooredoo Group said it remains committed to its strategy-based on five fundamental pillars: delivering exceptional customer experience, empowering people, and nurturing talent, driving innovation as a smart telco, continuously evolving and fortifying its core operations, and maintaining a value-focused portfolio. Ooredoo is positioning itself as the leading digital infrastructure provider in the region by transforming into a telecom and infrastructure holding company with a delayed multi-business structure, optimizing capital deployment and operational focus for increased asset returns in telecommunications operations, towers, data centers, sea cable business, and fintech. (Gulf Times)
- **Ooredoo, QA, Zscaler in groundbreaking partnership** - Ooredoo Qatar, the nation's leading telecommunications company, has unveiled a groundbreaking partnership with Qatar Airways and Zscaler, Inc., the leader in cloud security to transform the technological landscape of the aviation industry with a sophisticated hybrid multiload infrastructure. The collaboration will also bolster cyberthreat defenses and refine operational efficiency of one of the world's most highly regarded airlines. Central to this innovative venture is Ooredoo's unparalleled network infrastructure, which will serve as a robust foundation, enabling the integration of Zscaler Internet Access to provide cloud native, AI-powered cyberthreat protection and least-privileged access for Qatar Airways. This integration will ensure safe access to new and migrated applications, consistent cybersecurity for the airline's global workforce of more than 15,000 users regardless of location, and full inspection of encrypted traffic at infinite scale. The collaboration marks a monumental advancement in aviation industry cybersecurity, setting a high benchmark for others to pursue. Reflecting on the joint venture's potential, Thani Al Malki, chief business officer of Ooredoo, said: "Progress in technology doesn't have to compromise security. Our concerted efforts ensure that as we stride confidently towards tomorrow, each step is taken with the utmost care for the digital safety of our society and its enterprises. Through this partnership, we're inspiring a shift towards prioritizing security within the global aviation industry in Qatar and beyond." (Qatar Tribune)
- **Qatar registers trade surplus of QR19.6bn in June** - Qatar's June 2024 foreign merchandise trade balance, which represents the difference between total exports and imports, showed a surplus of almost QR 19.6bn, an increase of about QR2.2bn or 12.4% compared to June 2023, and an increase by nearly QR2bn or 11.7% compared to May 2024. According to Qatar's monthly trade balance for June 2024, published by the National Planning Council, the total exports of goods including exports of goods of domestic origin and re-exports amounted to around QR 29.5bn, showing an increase of 9.9% compared to June 2023, and an increase of 5.1% compared to May 2024. On other hand, the imports of goods in June 2024 amounted to around QR9.9bn, showing an increase of 5.1% compared to June 2023, and a decrease by 5.8% compared to May 2024. The year on year (June 2024 vs. June 2023) increase in total exports was mainly due to higher exports of Petroleum gases and other gaseous hydrocarbons (LNG, condensates, propane, butane, etc.) reaching QR17.9bn (approximately) in June 2024, an increase of 8.8%, petroleum oils and oils from bituminous minerals (crude) reaching QR5.1bn nearly, increase by 6%, and a decrease in the Petroleum oils and oils from bituminous minerals (not crude) reaching 2.2bn 0.2%. In June 2024, South Korea was at the top of the countries of destination of Qatar's exports with close to QR 4.9bn, a share of 16.5% of total exports, followed by China with almost QR 3.6bn and a share of 12.4%, and India with about QR 3.3bn, a share of 11.2%. Year on year (June 2024 vs June 2023), the group "Motor Cars and Other Motor Vehicles for the Transport of Persons" was at the top of the imported group of commodities, with QR 0.6bn, showing an increase of 25.4%. In second place was "Turbojets, Turbo propellers and Other Gas Turbines; Parts Thereof" with QR0.5bn, an increase of 2.1%. In third place "Electrical Apparatus for Line Telephony/Telegraphy, Telephone Sets, Parts Thereof with QR0.3bn, showing an increase of 18.7%. In June 2024, China was the leading country of origin of Qatar's imports with about QR1.6bn, a share of 16.4% of the imports, followed by USA with QR1.3bn almost, a share of 13.4%, and Italy with QR 0.7bn, a share of 6.6%. (Qatar Tribune)
- **Oxford Economics: Higher oil prices to support Qatar banks' liquidity despite challenges** - Higher oil prices will likely support Qatar banks liquidity, despite exposure to construction and real estate, and persistent foreign funding risk, Oxford Economics has said in a country report. Banks in Qatar have been resilient and are well-capitalized and profitable, with low, albeit rising, levels of non-performing loans. Banks' reliance on foreign funding has relaxed, but it is still high, the report said. According to Oxford Economics, the country's trade credit risk – a measure of private-sector repayment risk – is very low by regional standards at 3.0, compared with the regional average of 6.1. The main factors underpinning this rating are macroeconomic stability, the credible and well-established exchange rate regime, robust growth, extremely high GDP per capita, and a healthy, well developed banking sector. Under Oxford Economics methodology, the exchange rate risk is now 1.5, lower than six months ago and well below the Mena average of 4.2. The stronger US dollar has supported the dollar-pegged Qatari riyal at QR3.64, Oxford Economics said and noted, "We think there is only a minor chance of de-pegging in the near to medium term." The low-risk score reflects the authorities' long-standing commitment to the US dollar peg, as well as large foreign exchange reserves. In 2020, risk rose when the current account shifted into deficit, but the score improved as the current account shifted back to

surplus in 2021, as exports recovered and oil and gas prices rebounded from 2020 lows. The surplus narrowed significantly in 2023 but remained wide at 16.8% of GDP. “We project a modestly narrower surplus of 13.4% of GDP this year.” The sovereign credit risk score under Oxford Economics’ data-driven methodology is 3.0, well below the Mena average of 4.4. The score, it said, reflects the country’s high per capita incomes, large government reserves, strong external finances, and political stability. The budget deficit in 2017 was temporary, returning to a surplus in 2018, but it began to narrow again in 2019 and, due to the slump in oil and gas prices, moved into a deficit of 2.1% of GDP in 2020. The balance returned to a surplus in 2021, with surpluses of 10.4% in 2022 and 5.5% in 2023 of GDP, amid supportive oil and gas revenues. The researcher forecasts a surplus of 5.8% of GDP this year and 5.6% in 2025. (Gulf Times)

- QTerminals: Hamad Port achieves 10mn TEUs since inception** - QTerminals, a leading port and terminal operator, has reached a significant milestone by exceeding 10mn twenty foot equivalent Units (TEUs) at its flagship facility, Hamad Port, since the start of operations. This landmark achievement underscores the port’s pivotal role in global maritime logistics and its continued growth and success in the industry and the country’s growing preeminence in the global maritime sector. Since starting operations in 2016, Hamad Port has rapidly evolved into a critical hub for international shipping, catering to the needs of all major global shipping lines. QTerminals’ state-of-the-art facilities and exceptional service offerings at Hamad Port have earned the trust from the shipping community, leading to this remarkable accomplishment. “We anticipate that this accomplishment will lead to an increase in both mainline and feeder services in the future, confirming Hamad Port’s position as a key player in global maritime logistics,” said Jesper Pedersen, managing director of Hamad Port. “As QTerminals celebrates this remarkable achievement, it remains committed to enhancing its services and expanding its capabilities at all its business units across the world,” its spokesman said Qatar’s ports saw a 46% increase in container handling in a “record-breaking” July on an annualized basis, primarily due to a 132% jump in transshipments through Hamad Port. Last month, QTerminals celebrated new records at Hamad Port by handling the vessel MSC ELISA XIII and setting a new berth productivity record of 234.26 berth moves per hour (BMPH), surpassing the previous mark of 220.38 BMPH. It also recorded its highest handled volume in one month ever. BMPH refers to the number of container movements, including loading and unloading, performed per hour while a ship is at berth. It serves as a key indicator of port efficiency and operational productivity. More than 80% of global merchandise trade (by volume) is transported via sea routes. A considerable and increasing proportion of this volume, accounting for about 35% of total volumes and over 60% of commercial value, is carried in containers. Containerization brought in significant changes in how and where goods are manufactured and processed, a trend that is likely to continue with digitalization. Container ports are critical nodes in global supply chains and essential to the growth strategies of many emerging economies, according to The Container Port Performance Index 2023. Hamad Port’s container terminals have been designed to address the increasing trade volume, enhance ease of doing business and support economic diversification, which is one of the most vital goals of the Qatar National Vision 2030. Qatar Chamber’s monthly reports by and large suggest the country’s foreign trade and private sector’s exports have been showing promising results, indicating the growing potential for the country’s maritime sector in general and Hamad Port in particular. Qatar was able, at the level of the maritime transport and logistics services sector, to achieve many achievements, strengthening its position on the global map, thanks to the great role played by Hamad Port, Qatar’s main gateway to trade with the world, Capt Abdulla Mohamed al-Khanji, chief executive officer of Mwan Qatar, had said earlier. Hamad Port – which offers opportunities to create cargo movement towards the upper Gulf, supporting countries such as Kuwait and Iraq and south towards Oman – network today includes more than 30 shipping lines that connect the port directly and indirectly to more than 100 maritime destinations around the world. (Gulf Times)
- Qatar investing in youth, upskilling national workforce** - Qatar places significant emphasis on the development of its youth, and it understands that young people are the cornerstone of a vibrant future. That is why the

government and various organizations are investing heavily in education, skills development, and leadership training across all sectors, Saad Al Kharji, Career Programs and Services Manager at Qatar Career Development Center (QCDC), has said. Speaking to The Peninsula on the sidelines of the sixth edition of “My Career—My Future,” organized by QCDC yesterday, Al Kharji noted that QCDC, and by extension the country, firmly believe that each youth has an ambition to achieve, and QCDC is willing to assist them in mapping out the optimal career path that meets their aspirations. “Investing in our youth means investing in our future. Through this program, we aim to contribute to preparing them for success in today’s ever-changing job market and to continue the journey of conscious and sustainable development as Qatar is leaving no stone unturned in its quests to build a great future for its youth,” Al Kharji said. “Through the “My Career-My Future” initiative, QCDC has collaborated with leading entities in Qatar to provide participants with the opportunities, tools, and knowledge necessary to discover their interests, determine their potential, and experience their dream careers in reality,” he added. The 2024 edition of “My Career-My Future” is being held at the Multaqa (Education City Student Center) from August 4 to 8, with the participation of students from schools across Qatar. The initiative provides high school students with valuable work experience and future career insight in a variety of fields, including but not limited to medicine, media and communications, telecommunications, business, financial services, tourism, engineering, technology, humanitarian and social work. ‘My Career-My Future’ has established itself as a mainstay initiative for QCDC, given its substantial importance and remarkable impact. Aimed at providing high school students with the opportunity to explore a multitude of industries and work environments across Qatar, the program stimulates creativity and nurtures self-reliance among students by giving them the chance to experience a real work environment at a participating organization of their choice. This invaluable experience will equip them with insights into different careers within these organizations, the requisite skills for each career, and a realistic understanding of what to expect in their respective fields. (Peninsula Qatar)

- Qatar makes big strides in managing air traffic control** - The air navigation department of the Qatar Civil Aviation Authority (QCAA) has announced the completion of the phase related to the management of the Doha Flight Information Region (DFIR) in the control tower building, and the preparation of the Qatar Air Traffic Control Center in line with the operational requirements of the DFIR, in preparation for the activation of the second phase of air traffic management over international waters. In a statement, QCAA said that this phase included equipping the radar monitoring operations room with the latest technologies and advanced devices, such as radar monitoring screens, communication systems, and important navigation information display devices to display accurate data on air traffic in the DFIR and ensure effective communication between air traffic controllers and aircraft crossing the airspace. According to the statement, air traffic controllers were trained through advanced simulation programs to ensure their readiness to deal with various weather scenarios and operational challenges in the Doha region, including emergencies, in addition to providing and qualifying additional numbers of qualified cadres of air traffic controllers and technicians to meet the requirements of the second phase. Regarding the center’s preparations to activate the second phase of air traffic management over international waters, in charge of managing QCAA Mohamed Faleh al-Hajri said that the Qatar Air Traffic Control Center is an integral part of the civil aviation system in Qatar and plays a pivotal and essential role in ensuring the safety and smooth flow of aircraft movement to and from Qatar. He added that equipping the radar monitoring operations room in the center building reflects the prominent role of the QCAA in the aviation industry in Qatar and represents a new step in enhancing operational processes with all efficiency and accuracy. It also represents an important stage among the many stages through which QCAA aspires to achieve more accomplishments related to the field of civil aviation as well as keeping pace with all developments and changes and enhancing the position of Qatar in this field at the global level. QCAA has recently launched Long-Range (L-BAND) and Medium-Range (S-BAND) radars as part of the measures taken by the QCAA to achieve the main strategic

objectives of the DFIR to enhance air traffic control in Qatari airspace and early detection of air traffic within the region. (Gulf Times)

### International

- PMI: Japan's July service activity rebounds after dip** - Japan's service-sector activity returned to growth in July thanks to solid domestic demand, a survey showed on Monday, but slow overseas orders and unabated cost pressures continue to squeeze businesses. The final au Jibun Bank Service purchasing managers' index (PMI) rose to 53.7 last month, from 49.4 in June, which was the first contractionary reading in 21-months. While the index was back above the 50 line that separates expansion from contraction, it edged down from the flash reading of 53.9. Service companies' new export business fell into contraction for the first time in seven months, suggesting tepid global economic growth. Lukewarm overseas demand has hit Japan's manufacturing sector harder, earlier surveys have indicated, coupled with higher costs of raw materials, energy and labor. But non-manufacturers have also been hit by rising costs, according to the July service PMI data, which showed input prices rose for the 44th straight month while the prices companies charged their customers grew faster than in June. A recent Bank of Japan (BOJ) data also showed that corporate service prices rose at the fastest speed in more than nine years. In July, the composite PMI, which combines the manufacturing and service activities, swung back to an expansionary figure of 52.5 from 49.7 in the previous month. The BOJ raised interest rates last week to the highest levels since 2008 in response to broadening wage hikes and service price inflation, with governor Kazuo Ueda hinting at additional hikes in coming months. (Reuters)

### Regional

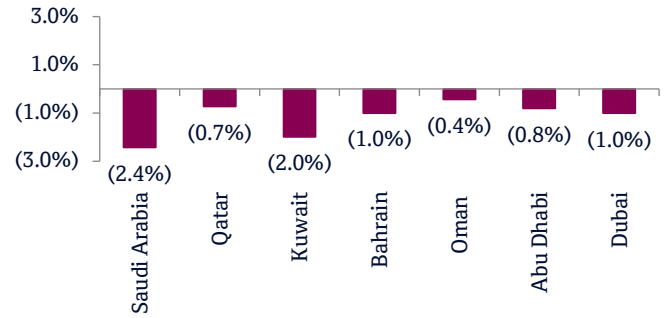
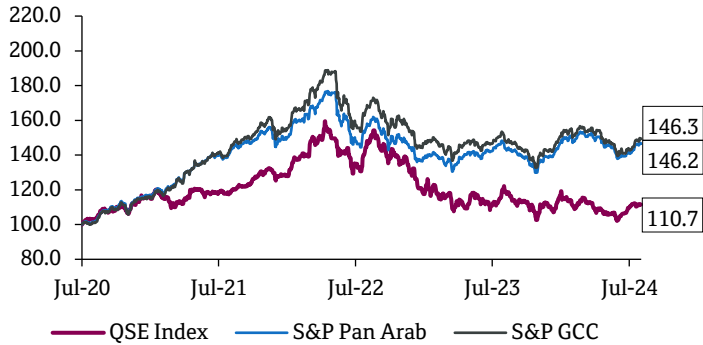
- Saudi Zoujaj says affiliate approves \$215mn glass factory** - The National Company for Glass Industries (Zoujaj) said that the board of its affiliate, Saudi Guardian International Float Glass Company (Gulf Guard), has approved a study to set up a float and insulating glass factory at an estimated cost of 806.2mn Saudi riyals (\$215mn). The Gulf Guard 2 facility will be established in the Royal Jubail Industrial Commission and will have a production capacity of 750 tonnes per day, the company said in a statement published on the Saudi stock exchange on Sunday. In April, the company announced adding a sixth line to produce glass containers at the cost of SAR 48.60mn. The line will have an annual production capacity of nearly 25,000 tonnes and is scheduled for completion in December 2024. (Zawya)
- GASTAT: Saudi Arabia's real estate prices reach 1.7% in Q2 2024** - The Real Estate Price Index (RPI) showed a 1.7% increase in the second quarter of 2024 compared to the same quarter of last year. This rise is mainly due to a 2.8% increase in residential prices, according to a General Authority for Statistics (GASTAT) report released today. The report revealed that residential land plot prices have increased by 2.8% year-on-year, primarily driven by the residential sector, significantly impacting the overall increase in real estate prices. Specifically, prices for apartments rose by 2.9%, while residential building prices decreased by 0.1%, villa prices by 0.5%, and house prices by 1.4%. The report also showed that the commercial sector experienced a 0.4% decrease in real estate prices due to declines in the prices of commercial land plots by 0.4% and commercial galleries by 0.6%. However, the prices of commercial buildings and commercial centers remained stable during the second quarter of 2024, showing no significant change. However, the agricultural sector recorded an increase of 1.5% due to increased agricultural land prices by 1.5%. The RPI is based on recorded data from real estate transactions available at the Saudi Ministry of Justice. This index serves as a vital tool for supporting relevant authorities in making economic and statistical decisions related to real estate price movements and future forecasts across different periods and sectors, including residential, commercial, and agricultural. (Zawya)
- Emirates NBD shortlisted to bid for majority stake in IDBI Bank** - Dubai-listed Emirates NBD has been shortlisted to submit a bid to buy a majority stake in Indian state-backed IDBI Bank, according to a media report. The other two bidders are Canada-based Fairfax Financial Holdings and Indian lender Kotak Mahindra Bank, Reuters reported. The Indian government

owns 45.48% and state-owned Life Insurance Corporation of India holds 49.24% in IDBI Bank, the report said. They plan to offload 60.7% of the lender. The sale process for the bank was first announced in 2022, the news agency said. (Zawya)

- UAE's National Pulse invests in Singapore's fintech firm Aleta Planet** - United Arab Emirates' strategic management company National Pulse has invested in Singapore-based payments solutions provider Aleta Planet, the latter company said in a statement on Thursday. Financial details of the investment were not disclosed. Aleta Planet said the investment will pave the way for it to expand in the UAE, Middle East and Africa and to provide cross border payment services for businesses in the Middle East. Founded in 2014, Aleta Planet facilitates global payment including via China's popular platforms such as UnionPay. It conducts about \$2bn worth of cross-border payments annually, according to its founder and group chairman Ryan Gwee. "With National Pulse and its portfolio companies that will be using our system, I think we can easily hit the \$6bn mark," Gwee told Reuters, adding that Aleta Planet will hit the target within the next 12 months. It also plans to set up a joint-venture company with National Pulse to focus on business-to-business cross-border transactions, initially targeting the agri-trade and logistics sectors in the Middle East, Gwee added. (Zawya)
- Abu Dhabi sees 102% growth in documented residential rental contracts in H1-24** - Abu Dhabi recorded a significant increase in documented residential rental contracts during the first half of 2024, with 49,135 contracts registered. This marks an increase of 24,811 contracts compared to the same period in 2023, reflecting a 102% year-on-year growth. According to data from the Statistics Centre—Abu Dhabi, Abu Dhabi alone accounted for 43,985 of these contracts, a 104.9% annual increase from the 21,465 contracts recorded in H1 2023. Al Ain City also saw substantial growth, with a 77% rise in documented rental contracts, reaching 4,819 contracts in 2024 compared to 2,715 contracts in 2023. Meanwhile, the Al Dhafra region reported 331 contracts in H1 2024, up from 144 contracts in the same period last year. June witnessed the second-largest growth in documented contracts on a year-on-year basis, following March's peak increase of 2.9%. (Zawya)
- 11% increase in DEWA's digital transactions in H1 2024** - Saeed Mohammed Al Tayer, MD and CEO of Dubai Electricity and Water Authority (DEWA), said that the authority's customers conducted over 6.7mn digital transactions in the first half of 2024, compared to approximately 6mn transactions in the first half of 2023, an increase of about 11%. In a press release on Friday, DEWA announced that customers conducted over 1.1mn digital transactions via DEWA's website, over 2.2mn transactions via its smart app, and more than 3.3mn transactions through various digital channels provided in collaboration with partners. Al Tayer emphasized DEWA's commitment to the Dubai Digital Strategy and to consolidating Dubai's position as the top digital city in the world. He stated that DEWA benefits from the significant opportunities presented by the disruptive technologies of the Fourth Industrial Revolution to accelerate digital transformation, enhance transaction efficiency, and improve stakeholder happiness. DEWA's advanced digital infrastructure has contributed to increasing the smart adoption of DEWA's services to 99.2%, alongside the digital integration of more than 90 projects with 65 government and private organizations by the end of 2023. "We are guided by the vision of His Highness Sheikh Mohammed bin Rashid Al Maktoum, Vice President, Prime Minister and Ruler of Dubai, to establish Dubai as a leading power in the global digital ecosystem. We also follow the directives of His Highness Sheikh Hamdan bin Mohammed bin Rashid Al Maktoum, Crown Prince of Dubai, Deputy Prime Minister and Minister of Defense, to transform Dubai Government into a fully smart model," Al Tayer added. (Zawya)

### Rebased Performance

### Daily Index Performance



Source: Bloomberg

Source: Bloomberg

Asset/Currency Performance	Close (\$)	1D%	WTD%	YTD%
Gold/Ounce	2,443.24	(0.1)	2.3	18.4
Silver/Ounce	28.56	0.1	2.3	20.0
Crude Oil (Brent)/Barrel (FM Future)	76.81	(3.4)	(5.3)	(0.3)
Crude Oil (WTI)/Barrel (FM Future)	73.52	(3.7)	(4.7)	2.6
Natural Gas (Henry Hub)/MMBtu	1.89	(3.6)	2.7	(26.7)
LPG Propane (Arab Gulf)/Ton	72.10	(4.0)	(5.1)	3.0
LPG Butane (Arab Gulf)/Ton	71.30	(5.3)	(6.3)	(29.1)
Euro	1.09	1.1	0.5	(1.2)
Yen	146.53	(1.9)	(4.7)	3.9
GBP	1.28	0.5	(0.5)	0.5
CHF	1.16	1.6	2.9	(2.0)
AUD	0.65	0.2	(0.6)	(4.4)
USD Index	103.21	(1.2)	(1.1)	1.9
RUB	110.69	0.0	0.0	58.9
BRL	0.19	0.8	0.8	(10.0)

Source: Bloomberg

Global Indices Performance	Close	1D%*	WTD%*	YTD%*
MSCI World Index	3,448.80	(2.0)	(2.1)	8.8
DJ Industrial	39,737.26	(1.5)	(2.1)	5.4
S&P 500	5,346.56	(1.8)	(2.1)	12.1
NASDAQ 100	16,776.16	(2.4)	(3.4)	11.8
STOXX 600	497.85	(1.6)	(2.5)	2.5
DAX	17,661.22	(1.2)	(3.7)	4.0
FTSE 100	8,174.71	(1.0)	(2.0)	5.9
CAC 40	7,251.80	(0.5)	(3.1)	(5.2)
Nikkei	35,909.70	(3.9)	(0.2)	2.9
MSCI EM	1,061.23	(2.4)	(1.0)	3.7
SHANGHAI SE Composite	2,905.34	0.1	1.6	(3.3)
HANG SENG	16,945.51	(2.0)	(0.4)	(0.5)
BSE SENSEX	80,981.95	(1.2)	(0.5)	11.3
Bovespa	125,854.09	(1.1)	(2.3)	(20.3)
RTS	1,151.93	0.0	0.0	6.3

Source: Bloomberg (\*\$ adjusted returns if any)

#### **Contacts**

QNB Financial Services Co. W.L.L.  
Contact Center: (+974) 4476 6666  
[info@qnbfs.com.qa](mailto:info@qnbfs.com.qa)  
Doha, Qatar

Saugata Sarkar, CFA, CAIA  
Head of Research  
[saugata.sarkar@qnbfs.com.qa](mailto:saugata.sarkar@qnbfs.com.qa)

Shahan Keushgerian  
Senior Research Analyst  
[shahan.keushgerian@qnbfs.com.qa](mailto:shahan.keushgerian@qnbfs.com.qa)

Phibion Makuwerere, CFA  
Senior Research Analyst  
[phibion.makuwerere@qnbfs.com.qa](mailto:phibion.makuwerere@qnbfs.com.qa)

Roy Thomas  
Senior Research Analyst  
[roy.thomas@qnbfs.com.qa](mailto:roy.thomas@qnbfs.com.qa)

Dana Saif Al Sowaidi  
Research Analyst  
[dana.alsowaidi@qnbfs.com.qa](mailto:dana.alsowaidi@qnbfs.com.qa)

**Disclaimer and Copyright Notice:** This publication has been prepared by QNB Financial Services Co. W.L.L. ("QNBFS") a wholly-owned subsidiary of Qatar National Bank (Q.P.S.C.). QNBFS is regulated by the Qatar Financial Markets Authority and the Qatar Exchange. Qatar National Bank (Q.P.S.C.) is regulated by the Qatar Central Bank. This publication expresses the views and opinions of QNBFS at a given time only. It is not an offer, promotion or recommendation to buy or sell securities or other investments, nor is it intended to constitute legal, tax, accounting, or financial advice. QNBFS accepts no liability whatsoever for any direct or indirect losses arising from use of this report. Any investment decision should depend on the individual circumstances of the investor and be based on specifically engaged investment advice. We therefore strongly advise potential investors to seek independent professional advice before making any investment decision. Although the information in this report has been obtained from sources that QNBFS believes to be reliable, we have not independently verified such information and it may not be accurate or complete. QNBFS does not make any representations or warranties as to the accuracy and completeness of the information it may contain, and declines any liability in that respect. For reports dealing with Technical Analysis, expressed opinions and/or recommendations may be different or contrary to the opinions/recommendations of QNBFS Fundamental Research as a result of depending solely on the historical technical data (price and volume). QNBFS reserves the right to amend the views and opinions expressed in this publication at any time. It may also express viewpoints or make investment decisions that differ significantly from, or even contradict, the views and opinions included in this report. This report may not be reproduced in whole or in part without permission from QNBFS.

*COPYRIGHT: No part of this document may be reproduced without the explicit written permission of QNBFS.*