

Market Review and Outlook

The Qatar Stock Exchange (QSE) Index increased by 43.77 points or 0.4% during the week to close at 12,306.07. Market capitalization increased by 0.1% to reach QR687.2 billion (bn) compared with QR686.2bn at the end of the previous trading week. Of the 47 traded companies, 16 ended the week higher, 29 ended lower and 2 remained unchanged. Qatar International Islamic Bank (QIIB) was the best performing stock for the week, going up by 5.3%. Meanwhile, Qatar General Insurance and Reinsurance Company (QGRI) was the worst performing stock for the week, dropping by 13.3%.

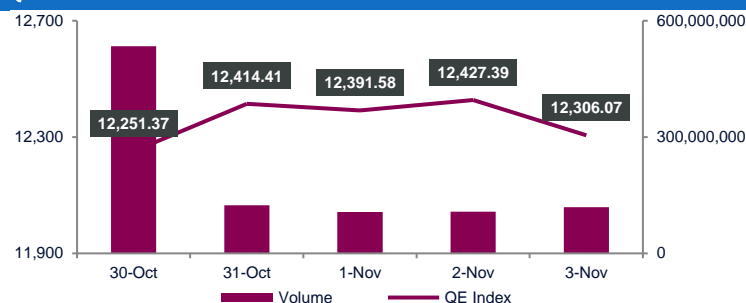
QNB Group (QNBK), Qatar International Islamic Bank (QIIB), and Commercial Bank (CBQK) were the primary contributors to the weekly index gain. QNBK and QIIB added 49.21 and 30.88 points to the index, respectively. Further, CBQK added another 29.42 points.

Traded value during the week increased 9.3% to reach QR2,733.7mn from QR2,500.2mn in the prior trading week. Aamal Holding (AHCS) was the top value traded stock during the week with total traded value of QR468.9mn.

Traded volume shot up 37.0% to 991.3mn shares compared to 723.5mn shares in the prior trading week. The number of transactions declined 5.3% to 85,091 vs 89,857 in the prior week. Aamal Holding (AHCS) was the top volume traded stock during the week with total traded volume of 408.8mn shares.

Foreign institutions turned bullish, ending the week with net buying of QR322.1mn vs. net selling QR111.1mn in the prior week. Qatari institutions remained bearish with net selling of QR145.7mn vs. net selling of QR100.7mn in the week before. Foreign retail investors ended the week with net selling of QR75.0mn vs. net buying of QR58.9mn in the prior week. Qatari retail investors turned bearish with net selling of QR101.5mn vs. net buying of QR152.8mn the week before. YTD (as of Today's closing), foreign institutions were net buyers of \$4.24bn.

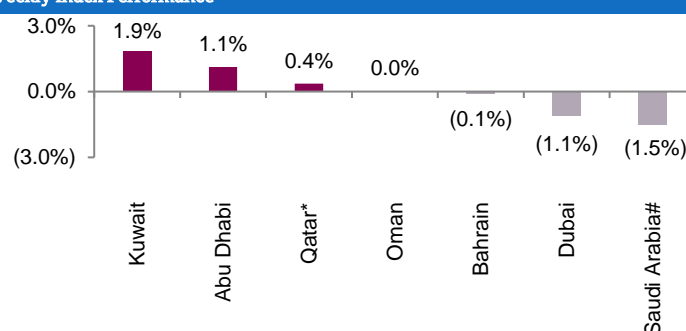
QSE Index and Volume



Market Indicators	Week ended Nov 03, 2022	Week ended Oct 27, 2022	Chg. %
Value Traded (QR mn)	2,733.7	2,500.2	9.3
Exch. Market Cap. (QR mn)	687,197.7	686,248.4	0.1
Volume (mn)	991.3	723.5	37.0
Number of Transactions	85,091	89,857	(5.3)
Companies Traded	47	47	0.0
Market Breadth	16:29	12:33	-

Market Indices	Close	WTD%	MTD%	YTD%
Total Return	25,206.82	0.4	(0.9)	9.5
ALL Share Index	3,931.28	(0.1)	(2.0)	6.3
Banks and Financial Services	5,169.83	0.7	(2.6)	4.2
Industrials	4,291.68	(1.3)	(1.4)	6.7
Transportation	4,592.91	(1.3)	(1.0)	29.1
Real Estate	1,806.57	(0.5)	0.0	3.8
Insurance	2,378.09	(0.5)	(1.1)	(12.8)
Telecoms	1,395.03	3.8	(0.4)	31.7
Consumer Goods & Services	8,619.91	0.3	(0.7)	4.9
Al Rayan Islamic Index	5,158.13	(0.4)	(0.9)	9.4

Weekly Index Performance



Regional Indices	Close	WTD%	MTD%	YTD%	Weekly Exchange Traded Value (\$ mn)	Exchange Mkt. Cap. (\$ mn)	TTM P/E**	P/B**	Dividend Yield
Qatar*	12,306.07	0.4	(0.9)	5.9	619.63	186,505.5	13.7	1.6	3.7
Dubai	3,330.46	(1.1)	(0.1)	4.2	341.33	156,642.8	9.7	1.1	3.1
Abu Dhabi	10,344.96	1.1	(0.0)	22.7	2,208.01	660,483.0	19.3	3.0	2.0
Saudi Arabia#	11,530.29	(1.5)	(1.2)	2.2	7,641.61	2,812,727.7	18.4	2.4	2.5
Kuwait	7,365.19	1.9	0.6	4.6	791.42	152,116.3	16.4	1.7	2.8
Oman	4,401.57	0.0	0.8	6.6	22.57	20,998.9	11.3	0.9	4.5
Bahrain	1,862.07	(0.1)	(0.1)	3.6	18.86	64,319.4	4.8	0.7	5.7

Source: Bloomberg, country exchanges and Zawya (** Trailing Twelve Months; * Value traded (\$ mn) do not include special trades, if any; #Data as of November 02, 2022)

- **Qatar Central Bank hikes interest rates** - Qatar Central Bank (QCB) raised the QCB deposit rate 75 basis points to 4.5%. QCB also raised the lending rate 50 basis points to 5%, and the repo rate 75 basis point to 4.75%. QCB said in a statement that the hike came following regional and international economic developments and will go into effect starting Thursday. (Peninsula Qatar)
- **Qatar Outlook to Positive by Moody's** - Qatar's long-term foreign debt rating was affirmed by Moody's at Aa3. Foreign Issuer Rating was affirmed by Moody's at Aa3. Outlook to positive from stable. (Bloomberg)
- **Population of Qatar exceeds 3mn** - The population of Qatar jumped at the end of October by 13.6% year-on-year to reach 3,020,080 people, while it increased by 1.2% compared to September. The Planning and Statistics Authority (PSA) issued the preliminary monthly figures for the population as it was on October 31, indicating that this data represents the number of individuals of all ages (Qatari - non-Qatari) within the borders of Qatar, and does not include Qataris outside the borders of the state, non-Qataris and those who have residency but were outside the borders of the state at the time of preparing the statement on October 31. (Peninsula Qatar)
- **IGRD's bottom line rises 23.6% YoY in 3Q2022, beating our estimate** – Estithmar's 3Q2022 results were significantly better than our expectations both at the top- and bottom-line: Revenue climbed 44.7% YoY to QR1.18bn vs. our estimate of QR875.8mn, while net profit rose 12.6% to QR99.3mn vs estimate of QR76.4mn. EPS amounted to QR0.097 in 9M2022 as compared to QR0.105 in 9M2021. (QSE)
- **GISS's bottom line rises 134.1% YoY and 16.4% QoQ in 3Q2022, in-line with our estimate** – Gulf International Services's (GISS) net profit rose 134.1% YoY (+16.4% QoQ) to QR98.4mn in 3Q2022, in line with our estimate of QR102.9mn (variation of -4.4%). The company's revenue came in at QR926.9mn in 3Q2022, which represents an increase of 13.7% YoY (+2.6% QoQ). EPS amounted to QR0.14 in 9M2022 as compared to QR0.02 in 9M2021. (QSE)
- **ERES's net profit declines 4.2% YoY and 46.1% QoQ in 3Q2022** – Ezdan Holding Group's (ERES) net profit declined 4.2% YoY (-46.1% QoQ) to QR0.1mn in 3Q2022. The company's rental income came in at QR0.4mn in 3Q2022, which represents an increase of 32.5% YoY (+8.8% QoQ). EPS amounted to QR0.012 in 9M2022 as compared to QR0.009 in 9M2021. (QSE)
- **DBIS reports net loss of QR3.1mn in 3Q2022** – Djala Brokerage and Investments Holding Co. (DBIS) reported net loss of QR3.1mn in 3Q2022 as compared to net profit of QR1.9mn in 3Q2021 and net loss of QR13.3mn in 2Q2022. The company's net brokerage commission income came in at QR4.6mn in 3Q2022, which represents a decrease of 55.2% YoY. However, on QoQ basis, net brokerage commission income rose 14.2%. EPS amounted to QR0.01 in 9M2022 as compared to QR0.04 in 9M2021. (QSE)
- **QGRI reports net loss of QR3mn in 3Q2022** – Qatar General Insurance & Reinsurance Company (QGRI) reported net loss of QR3.0mn in 3Q2022 as compared to net profit of QR10.0mn in 3Q2021 and net loss of QR13.7mn in 2Q2022. The company's net earned premiums came in at QR58.5mn in 3Q2022, which represents a decrease of 2.9% YoY (-5% QoQ). Loss per Share amounted to QR0.003 in 9M2022 as compared to Earnings per Share QR0.011 in 9M2021. (QSE)
- **QCFS's bottom line rises 21% YoY and 74.6% QoQ in 3Q2022** – Qatar Cinema and Film Distribution Company's (QCFS) net profit rose 21.0% YoY (+74.6% QoQ) to QR0.5mn in 3Q2022. The company's operating income came in at QR1.1mn in 3Q2022, which represents an increase of 166.7% YoY (+4.3% QoQ). EPS amounted to QR0.04 in 9M2022 as compared to QR0.03 in 9M2021. (QSE)
- **QLMI's net profit declines 73.0% YoY and 70.1% QoQ in 3Q2022** – QLM Life & Medical Insurance Company's (QLMI) net profit declined 73.0% YoY (-70.1% QoQ) to QR5.1mn in 3Q2022. The company's net earned premiums came in at QR274.1mn in 3Q2022, which represents an increase of 42.5% YoY (+1.1% QoQ). EPS amounted to QR0.01 in 3Q2022 as compared to QR0.05 in 3Q2021. (QSE)
- **QISI's bottom line rises 40.4% YoY and 4% QoQ in 3Q2022** – Qatar Islamic Insurance Company's (QISI) net profit rose 40.4% YoY (+4.0% QoQ) to QR25.4mn in 3Q2022. The company's total revenues came in at QR37.5mn in 3Q2022, which represents an increase of 24.4% YoY. However, on QoQ basis, total revenues fell 5.3%. EPS amounted to QR0.169 in 3Q2022 as compared to QR0.121 in 3Q2021. (QSE)
- **ZHCD posts 15.4% YoY increase but 33.8% QoQ decline in net profit in 3Q2022** – Zad Holding Company's (ZHCD) net profit rose 15.4% YoY (but declined 33.8% on QoQ basis) to QR35.2mn in 3Q2022. The company's operating revenue came in at QR303.7mn in 3Q2022, which represents a decrease of 1.6% YoY (-24.0% QoQ). EPS amounted to QR0.48 in 9M2022 as compared to QR0.52 in 9M2021. (QSE)
- **Amir restructures QatarEnergy Board of Directors** - Amir HH Sheikh Tamim bin Hamad Al Thani issued yesterday Amiri Decision No. 48 of 2022 on restructuring QatarEnergy Board of Directors. The decision stipulated that QatarEnergy Board of Directors would be reconstituted with HH the Deputy Amir Sheikh Abdullah bin Hamad Al Thani as Chairman, HE Eng Saad bin Sherida Al Kaabi as Vice-Chairman and Managing Director and the membership of HE Ali bin Ahmed Al Kuwari, HE Sheikh Mohammed bin Hamad bin Qassim Al Thani, Nasser Khalil Al Jaidah, Sheikh Khalid bin Khalifa bin Jassim Al Thani, and Saeed Mubarak Al Muhannadi. The decision stipulated that the term of the board membership shall be four years. The decision is effective from its date of issue and is to be published in the official gazette. (Peninsula Qatar)
- **Qatar Stock Exchange listed companies reported QR39.41bn for 9M2022** - All of Qatar Stock Exchange listed companies have disclosed their financial statements results for the nine months

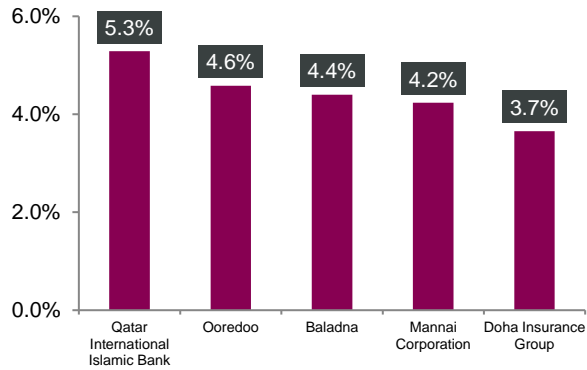
period ended September 30, 2022, the results show a net profit of QR39.41bn compared to QR33.04bn for the same period last year, the amount shows an increase of 19.29%. All of the financial statements of listed companies are available on the QSE website. The QSE management wishes to thank all the listed companies for their cooperation in promoting the principle of disclosure and transparency. (QSE)

- **QatarEnergy selects ConocoPhillips as partner in NFS expansion project** - QatarEnergy announced that it has selected ConocoPhillips as its third and final international partner in the North Field South (NFS) expansion project, which comprises two LNG mega trains with a combined capacity of 16mn tonnes per annum (mtpa). The partnership agreement was signed yesterday by HE Saad Sherida Al Kaabi, the Minister of State for Energy Affairs, the President and CEO of QatarEnergy, and Ryan Lance, the Chairman and CEO of ConocoPhillips, during a ceremony held at QatarEnergy's headquarters in Doha and attended by senior executives from both companies. Pursuant to the agreement, ConocoPhillips will have an effective net participating interest of 6.25% in the NFS project, out of a 25% interest available for international partners. QatarEnergy will hold the remaining 75% interest. Speaking at the signing ceremony, Minister Saad Sherida Al Kaabi, said: "QatarEnergy and its partners continue their efforts to supply an additional volume of about 65mn tonnes of LNG annually, from its North Field Expansion Projects and the Golden Pass LNG Project to the global market to meet growing demand for cleaner, low-carbon energy, and to enhance energy security of customers around the world." "As we have previously emphasized, LNG produced from the North Field Expansion Projects will have the lowest carbon emission levels in the world, thanks to the deployment of a number of technologies, including extensive use of carbon capture and sequestration technologies. This will enable our LNG to play an important role in supporting a pragmatic, equitable and realistic energy transition," Minister Al Kaabi added. (Peninsula Qatar)
- **World Cup platform sees bookings by fans from nearly 200 nationalities** - The FIFA World Cup Qatar 2022 official platform for accommodation booking has recorded bookings by fans from nearly 200 nationalities. "On the platform (www.qatar2022.qa) Saudi Arabia topped in the GCC countries and the US in all over the world in terms of making the highest number of bookings," said Omar Al Jaber, Executive Director of Housing Department at the Supreme Committee for Delivery and Legacy (SC). Speaking to Qatar TV recently, he said other top countries on the accommodation booking platform are Mexico, Argentina, the UK, India and Brazil respectively. The official platform offers an exciting range of accommodation options including apartments and villas, cruise ship hotels, fan villages, and hotels. Speaking about booking accommodation out of official platform, he said fans holding match tickets can book accommodations through any platform — international platform, commercial platform or official websites of hotels. "But we keep recommending fans to avoid booking accommodations through unknown and unofficial platforms," said Al Jaber. To a question, about fans opting to stay with their family and friends during the tournament, he said this was one of the multiple accommodation options. "Citizens and expatriates who plan to host a fan can register through this very platform for accommodation by providing the necessary information about their houses and guest fans. After registration, and once the accommodation is secured, the guest fans will be able to apply for the Hayya card without booking accommodation." He said 1.2mn fans were expected for the World Cup, and the country was fully ready to provide accommodation to all of them. (Peninsula Qatar)
- **Qatar poised to woo in 6.2mn visitors by 2028** - The World Travel and Tourism Council expects Qatar to welcome 6.24mn tourists by 2028 with spending on the sector reaching QR 102. 7bn, an increase of 9.1% annually until 2028, the 'Qatar Economic and Commercial Activities Guide 2022' launched by the Qatar Chamber yesterday stated. The Guide was inaugurated in the presence of the Minister of State and Chairman of the Board, Qatar Free Zones Authority HE Ahmad bin Mohammad Al Sayed and Chairman of the Qatar Chamber Sheikh Khalifa bin Jassim Al Thani. It stated that the high income that provides high purchasing power enhances the appetite for domestic tourism while the exemption of citizens from 88 countries from entry visa into Qatar and the global best performance of the Qatar Airways and Hamad International Airport contribute to a vibrant tourism industry in Qatar. Qatar would notch an economic return exceeding \$7bn through tourism from the World Cup which will contribute to achieve great momentum for the Qatari economy in the last quarter 2022 the Guide stated based on research by Capital Economics, an economic research company. The Guide underpins the waste scope that Qatar offers to investors across a wide spectrum being known as a land for investment. The Qatari government has stepped up efforts to attract foreign investments by providing a host of incentives and facilities to global business owners in addition to setting up a department to coordinate between local and foreign investors and government agencies, according to the chamber guide. The authorities are also working on developing a licensing system that will expedite the licensing process for tourism companies, the guide stated. (Peninsula Qatar)
- **Al-Kaabi: Golden Pass to procure gas from US market; export-oriented LNG project to start production by end-2024** - Golden Pass is an export-oriented LNG project in the United States, which is expected to start production by end-2024, HE the Minister of State for Energy Affairs Saad bin Sherida al-Kaabi said Sunday. "Golden Pass will procure gas from the US market, liquefy and send it to the international markets," HE al-Kaabi said in reply to a question by Gulf Times Sunday. QatarEnergy recently said the construction of Golden Pass, which has a total production capacity in excess of 18mn tonnes of LNG per year, is well underway with first LNG production expected by the end of 2024. The Golden Pass LNG Export Project is located in Sabine Pass, Texas. Affiliates of QatarEnergy and ExxonMobil recently agreed to independently offtake and market their respective proportionate equity shares of LNG produced by the Golden Pass LNG Project. Pursuant to the agreement, QatarEnergy Trading, a wholly owned subsidiary of QatarEnergy, will offtake, transport, and trade 70% of the LNG produced by Golden Pass LNG. As a result of this arrangement, Ocean LNG Limited, a joint venture established in 2016 between affiliates of QatarEnergy and ExxonMobil for off taking and marketing the entire production of Golden Pass LNG, has ceased operations and will be wound down. (Gulf Times)

- **Musk's Twitter Investors Include Qatar** – Qatar Investment Authority (a subsidiary of the sovereign wealth fund of Qatar) contributed \$375 million in exchange for shares of Musk's holding company. (Bloomberg)
- **QInvest: Qatari market may witness listings, mergers** - The Co-Chief Executive Officer (Co-CEO) of QInvest Hussain Abdulla has affirmed that the coming period would witness further expansion of investments in the Qatari market in view of the recovery seen by the global oil and gas markets and the positive repercussions of organizing the activities of the FIFA World Cup Qatar 2022. In an interview with QNA, Abdulla said that advisory services are currently active in local market and there are possibilities for new listings, mergers, and subscriptions in Qatar's market. Abdulla, however, said that QInvest has no plans to list its shares on the Qatar Stock Exchange (QSE) in the short to medium term. The volume of investments managed by QInvest amounts to approximately QR5.25bn (\$1.4bn) in the various markets in which it is located, of which the Qatari market represents 33% of the bank's total investment portfolio, he said. He pointed out that fixed-income instruments, including Sukuk, are among the most prominent channels in which the bank invests in the national market, which is expected to be strengthened in the coming period from various sectors. In this context, he talked about the establishment of Epicure Investment Management (EIM), which is a Qatari company specializing in the field of Islamic asset management, in partnership with Qatar Insurance Company (QIC), adding that EIM aspires to strengthen its presence in the asset management sector and structuring investment products. The new entity will focus on providing a broader portfolio of Islamic asset management products and solutions, from investing to developing and structuring innovative Islamic investment products, he said, pointing out that EIM is currently managing approximately QR1.8bn. This deal is a strong testament to QInvest's continuous efforts to enhance their services, products, and investment solutions in Qatar, he said, adding that the company looks forward to launching a wider range of products and solutions that are compatible with the principles and provisions of Islamic Sharia, to meet the requirements of investors. Despite the fluctuations and turbulence of global markets, Abdulla stressed that the bank's 2022 strategy focused on selecting investments with sustainable returns in the long term and low fluctuations, which contribute to overcoming market fluctuations. (Qatar Tribune)
- **Al Meera launches temporary outlets in vicinity of FIFA World Cup 2022** - The Ministry of Commerce and Industry in cooperation with the Ministry of Municipality, the Supreme Committee for Delivery and Legacy, and Al Meera Consumer Goods Company, announced opening temporary outlets in the vicinity of the FIFA World Cup Qatar 2022. This initiative aims to give Qatar's visitors easy access to products throughout the tournament, ensuring them an abundance and diversity of goods. In addition to avoiding overcrowding in the permanent outlets, opening the temporary outlets seeks to provide visitors with the chance to shop, round the clock, seven days a week. To this end, Al Meera inaugurated 10 temporary outlets across Qatar, eight of which were opened on November 2, and two will open on November 5, namely: West Bay - Onaiza 63 Ezdan, West Bay - Al Dafna 61, Bu Sidra Complex, Umm Ghuwailina Metro Station, Al Messila Bus Station, Fan Village in Lusail, Fan Village in Ras Bufontas, Caravan City in Al Messila, Barwa Barahat Al Janoub Property, and Barwa Madinatna. (Peninsula Qatar)
- **Qatar's sovereign fund to build \$1bn green hydrogen facility in Egypt** - Qatar's sovereign wealth Fund the Qatar Investment Authority (QIA) is currently studying a proposal to construct a \$1bn green hydrogen project in Egypt's Suez Canal Economic Zone (SCZone), the Daily News Egypt reported on Wednesday, November 2. Sovereign Funds of both countries agreed on the facility in October this year as part of Egypt's plan for the renewable energy transition. Observers believe there will be a flow of Qatari investments in Egypt in the short term into clean energy and other sectors as political tensions between the two countries ease, and business delegations have started mutual visits. In June, Egypt's President Abdel Fattah El-Sisi and Qatari Emir Sheikh Tamim held talks in Cairo during his first visit in nearly seven years. The new facility will include a green ammonia unit; some of its output will be allocated for exports at a later stage, according to Daily News Egypt. The QIA investments will include the acquisition of shares of two or three Egyptian firms in fintech and renewable energy. Observers say the deals will conclude in a few weeks. QIA has negotiated to acquire a 20% stake in Vodafone Egypt from Telecom Egypt (ETEL) in a deal that would cost \$2.5bn, Bloomberg reported on October 19. Saudi Arabia's sovereign wealth Fund PIF will also buy a stake worth \$215mn in Egypt's Misr Aluminum within weeks. It will also acquire a stake in a hospitality firm within two months. (Bloomberg)

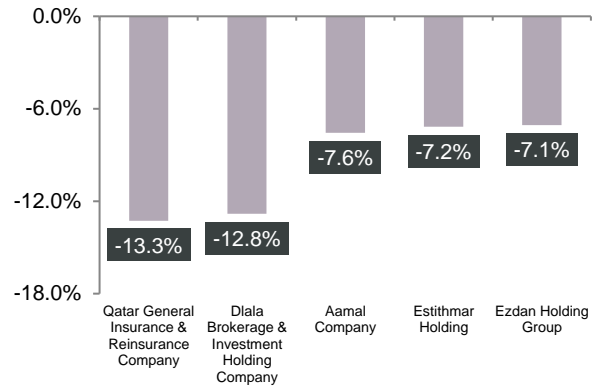
Qatar Stock Exchange

Top Gainers



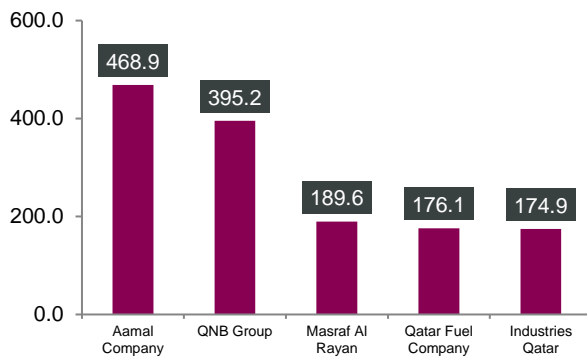
Source: Qatar Stock Exchange (QSE)

Top Decliners



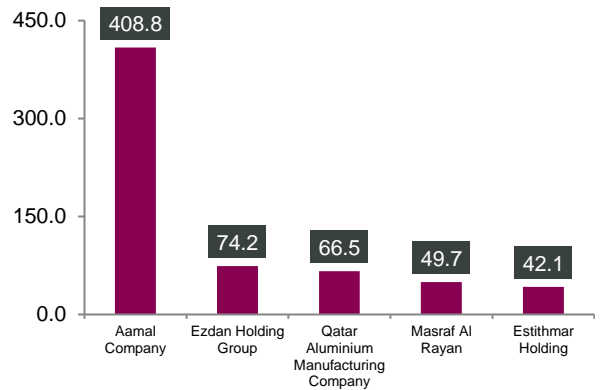
Source: Qatar Stock Exchange (QSE)

Most Active Shares by Value (QR Million)



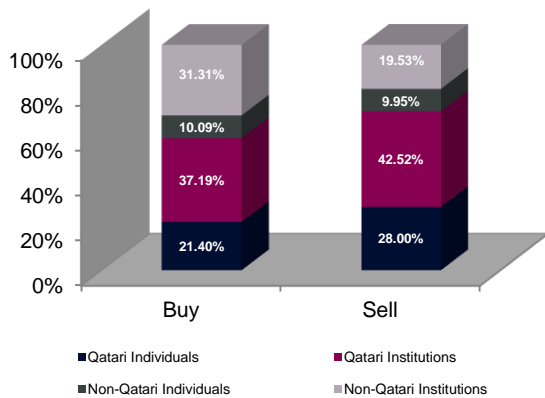
Source: Qatar Stock Exchange (QSE)

Most Active Shares by Volume (Million)



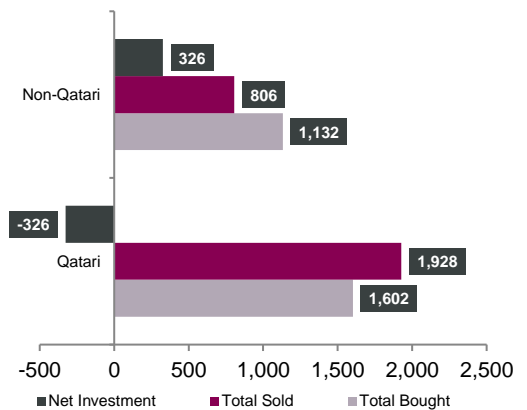
Source: Qatar Stock Exchange (QSE)

Investor Trading Percentage to Total Value Traded



Source: Qatar Stock Exchange (QSE)

Net Traded Value by Nationality (QR Million)



Source: Qatar Stock Exchange (QSE)

TECHNICAL ANALYSIS OF THE QSE INDEX



Source: Bloomberg

The QE index closed slightly higher, by 0.36%, from the week before and printed 12,306.07 last on lower volumes (of its constituents). The Index currently remains below its moving averages, and the recent move seen over the past few weeks shows selling momentum remains strong and we could see further decline. Support and resistance levels remain around the 12,000 and 13,500 levels, respectively.

DEFINITIONS OF KEY TERMS USED IN TECHNICAL ANALYSIS

RSI (Relative Strength Index) indicator – RSI is a momentum oscillator that measures the speed and change of price movements. The RSI oscillates between 0 to 100. The index is deemed to be overbought once the RSI approaches the 70 level, indicating that a correction is likely. On the other hand, if the RSI approaches 30, it is an indication that the index may be getting oversold and therefore likely to bounce back.

MACD (Moving Average Convergence Divergence) indicator – The indicator consists of the MACD line and a signal line. The divergence or the convergence of the MACD line with the signal line indicates the strength in the momentum during the uptrend or downtrend, as the case may be. When the MACD crosses the signal line from below and trades above it, it gives a positive indication. The reverse is the situation for a bearish trend.

Candlestick chart – A candlestick chart is a price chart that displays the high, low, open, and close for a security. The 'body' of the chart is portion between the open and close price, while the high and low intraday movements form the 'shadow'. The candlestick may represent any time frame. We use a one-day candlestick chart (every candlestick represents one trading day) in our analysis.

Doji candlestick pattern – A Doji candlestick is formed when a security's open and close are practically equal. The pattern indicates indecisiveness, and based on preceding price actions and future confirmation, may indicate a bullish or bearish trend reversal.

Shooting Star/Inverted Hammer candlestick patterns – These candlestick patterns have a small real body (open price and close price are near to each other), and a long upper shadow (large intraday movement on the upside). The Shooting Star is a bearish reversal pattern that forms after a rally. The Inverted Hammer looks exactly like a Shooting Star, but forms after a downtrend. Inverted Hammers represent a potential bullish trend reversal.

Company Name	Price November 03	% Change WTD	% Change YTD	Market Cap. QR Million	TTM P/E	P/B	Div. Yield
Qatar National Bank	19.83	2.59	(1.78)	183,158	13.7	2.2	2.8
Qatar Islamic Bank	24.03	(0.70)	31.10	56,781	15.1	2.5	2.4
Commercial Bank of Qatar	6.25	3.53	(7.38)	25,299	11.9	1.4	2.6
Doha Bank	2.16	(1.64)	(32.38)	6,709	12.3	0.7	3.5
Al Ahli Bank	4.00	0.00	9.66	10,205	14.3	1.5	3.6
Qatar International Islamic Bank	11.95	5.29	29.75	18,089	19.1	2.6	3.1
Masraf Al Rayan	3.77	(1.98)	(18.79)	35,042	26.8	1.4	4.5
Qatar First Bank	1.20	(1.72)	(23.29)	1,347	6.4	1.3	N/A
National Leasing	0.89	(1.55)	(5.64)	439	44.0	0.7	N/A
Dlala Holding	1.53	(12.82)	(16.93)	291	N/A	1.3	N/A
Qatar & Oman Investment	0.61	(4.96)	(24.69)	193	126.0	0.7	1.6
Islamic Holding Group	5.16	(5.44)	30.80	292	25.6	1.9	1.0
Banking and Financial Services				337,847			
Zad Holding	16.90	(3.37)	6.26	4,626	24.6	3.4	3.7
Qatar German Co. for Medical Devices	1.48	(3.09)	(53.62)	170	137.2	5.0	N/A
Salam International Investment	0.74	(3.38)	(9.28)	849	19.6	0.5	N/A
Baladna	1.66	4.40	14.95	3,158	36.1	1.4	3.2
Medicare Group	6.90	(2.02)	(18.83)	1,941	23.9	1.9	26.1
Qatar Cinema & Film Distribution	3.45	0.00	(2.90)	216	76.4	1.6	1.7
Qatar Fuel	19.10	1.33	4.49	18,990	18.2	2.1	4.0
Qatar Meat and Livestock	2.59	(5.07)	(28.05)	465	N/A	1.7	N/A
Mannai Corp.	7.68	4.23	61.75	3,504	124.6	2.7	82.0
Al Meera Consumer Goods	17.06	(0.81)	(12.96)	3,412	17.9	2.3	5.3
Consumer Goods and Services				37,333			
Qatar Industrial Manufacturing	3.57	1.10	16.25	1,696	9.6	1.0	3.4
Qatar National Cement	4.56	(0.61)	(10.59)	2,980	12.3	1.0	6.6
Industries Qatar	15.65	(1.26)	1.03	94,683	10.0	2.3	6.4
Qatari Investors Group	1.84	0.55	(17.12)	2,288	9.3	0.7	5.4
Qatar Electricity and Water	18.27	1.61	10.06	20,097	13.1	1.5	4.4
Aamal	1.06	(7.57)	(1.94)	6,697	18.8	0.9	4.7
Gulf International Services	1.78	(1.77)	3.61	3,304	11.8	1.0	N/A
Mesaieed Petrochemical Holding	2.19	(2.58)	4.88	27,538	14.6	1.6	5.0
Investment Holding Group	1.71	(7.17)	38.97	5,814	16.8	1.3	N/A
Qatar Aluminum Manufacturing	1.59	(2.75)	(11.72)	8,872	7.9	1.4	5.0
Industrials				173,969			
Qatar Insurance	2.14	(0.47)	(22.18)	6,989	15.3	1.1	4.7
QLM Life & Medical Insurance	4.83	(4.15)	(4.32)	1,691	20.5	3.2	4.6
Doha Insurance	2.10	3.66	9.22	1,049	11.2	0.9	5.7
Qatar General Insurance & Reinsurance	1.66	(13.26)	(16.95)	1,453	23.2	0.3	N/A
Al Khaleej Takaful Insurance	2.62	(3.82)	(27.25)	669	15.6	1.2	2.9
Qatar Islamic Insurance	8.87	1.34	10.84	1,330	13.9	3.2	4.5
Insurance				13,181			
United Development	1.46	2.46	(5.19)	5,170	14.5	0.5	3.8
Barwa Real Estate	3.40	(0.58)	11.11	13,230	11.8	0.6	5.1
Ezdan Real Estate	1.16	(7.06)	(13.57)	30,742	206.4	0.9	N/A
Mazaya Qatar Real Estate Development	0.82	(2.97)	(11.30)	945	N/A	0.9	N/A
Real Estate				50,087			
Ooredoo	9.73	4.58	38.53	31,151	10.9	1.3	3.1
Vodafone Qatar	1.67	1.58	0.30	7,068	15.4	1.5	3.6
Telecoms				38,219			
Qatar Navigation (Milaha)	10.01	(4.67)	31.06	11,373	12.3	0.7	3.0
Gulf Warehousing	4.25	0.02	(6.35)	249	10.5	1.1	2.4
Qatar Gas Transport (Nakilat)	4.10	1.16	24.15	22,698	15.2	2.3	2.9
Transportation				34,321			
Qatar Exchange				687,198			

Source: Bloomberg

Contacts

QNB Financial Services Co. W.L.L.
Contact Center: (+974) 4476 6666
info@qnbfs.com.qa
Doha, Qatar

Saugata Sarkar, CFA, CAIA
Head of Research
saugata.sarkar@qnbfs.com.qa

Shahan Keushgerian
Senior Research Analyst
shahan.keushgerian@qnbfs.com.qa

Phibion Makuwerere, CFA
Senior Research Analyst
phibion.makuwerere@qnbfs.com.qa

Roy Thomas
Senior Research Analyst
roy.thomas@qnb.com

Disclaimer and Copyright Notice: This publication has been prepared by QNB Financial Services Co. W.L.L. ("QNBFS") a wholly-owned subsidiary of Qatar National Bank (Q.P.S.C.). QNB FS is regulated by the Qatar Financial Markets Authority and the Qatar Exchange. Qatar National Bank (Q.P.S.C.) is regulated by the Qatar Central Bank. This publication expresses the views and opinions of QNBFS at a given time only. It is not an offer, promotion or recommendation to buy or sell securities or other investments, nor is it intended to constitute legal, tax, accounting, or financial advice. QNBFS accepts no liability whatsoever for any direct or indirect losses arising from use of this report. Any investment decision should depend on the individual circumstances of the investor and be based on specifically engaged investment advice. We therefore strongly advise potential investors to seek independent professional advice before making any investment decision. Although the information in this report has been obtained from sources that QNBFS believes to be reliable, we have not independently verified such information and it may not be accurate or complete. QNBFS does not make any representations or warranties as to the accuracy and completeness of the information it may contain, and declines any liability in that respect. For reports dealing with Technical Analysis, expressed opinions and/or recommendations may be different or contrary to the opinions/recommendations of QNBFS Fundamental Research as a result of depending solely on the historical technical data (price and volume). QNBFS reserves the right to amend the views and opinions expressed in this publication at any time. It may also express viewpoints or make investment decisions that differ significantly from, or even contradict, the views and opinions included in this report. This report may not be reproduced in whole or in part without permission from QNBFS.

COPYRIGHT: No part of this document may be reproduced without the explicit written permission of QNBFS.